

ARTICLE

Received 16 Feb 2012 | Accepted 30 Apr 2012 | Published 6 Jun 2012

DOI: 10.1038/ncomms1879

Estimating the potential public health impact of seasonal malaria chemoprevention in African children

Matthew Cairns¹, Arantxa Roca-Feltrer^{2,3}, Tini Garske⁴, Anne L. Wilson⁵, Diadier Diallo^{5,6}, Paul J. Milligan¹, Azra C Ghani⁴ & Brian M. Greenwood⁵

Seasonal malaria chemoprevention, previously known as intermittent preventive treatment in children, is highly effective in areas with a short malaria transmission season. Here we assess seasonality in malaria incidence data and define a predictor of seasonality based on rainfall. We then use spatial rainfall, malaria endemicity and population data to identify areas likely to have highly seasonal malaria incidence, and estimate the population at risk and malaria burden in areas where seasonal malaria chemoprevention would be appropriate. We estimate that in areas suitable for seasonal malaria chemoprevention, there are 39 million children under 5 years of age, who experience 33.7 million malaria episodes and 152,000 childhood deaths from malaria each year. The majority of this burden occurs in the Sahelian or sub-Saharan regions of Africa. Our data suggest that seasonal malaria chemoprevention has the potential to avert several million malaria cases and tens of thousands of childhood deaths each year if successfully delivered to the populations at risk.

¹ MRC Tropical Epidemiology Group, London School of Hygiene & Tropical Medicine, Keppel Street, London WC1E 7HT, UK. ² Malawi-Liverpool-Wellcome Trust Clinical Research Programme, College of Medicine, PO Box 30096, Blantyre, Malawi. ³ Liverpool School of Tropical Medicine, Liverpool L3 5QA, UK. ⁴ MRC Centre for Outbreak Analysis and Modelling, Imperial College London, St Mary's Campus, London W2 1PG, UK. ⁵ Department of Disease Control, London School of Hygiene & Tropical Medicine, Keppel Street, London WC1E 7HT, UK. ⁶ URCN/IRSS-Centre Muraz, Bobo Dioulasso, 11 PB 218 CMS, Ouagadougou 01, Burkina Faso. Correspondence and requests for materials should be addressed to M.C. (email: matthew.cairns@lshtm.ac.uk).

Child mortality remains unacceptably high in many countries in sub-Saharan Africa, with malaria being a major contributor to this burden. Current estimates of malaria morbidity in Africa range from 174 million to 271 million clinical cases each year^{1,2}, resulting in 600,000 to 1.1 million deaths^{1,3}. Although there are uncertainties and limitations attached to each of these estimates, the burden of malaria is clearly unacceptably high and new malaria control measures are urgently needed, particularly for African children under 5 years of age.

A series of studies conducted in Sahelian and sub-Saharan Africa have shown that seasonal malaria chemoprevention (SMC), previously known as intermittent preventive treatment of malaria in children (IPTc), is a promising tool for the control of malaria in areas where transmission of malaria is highly seasonal. A meta-analysis of SMC studies in which a therapeutic course of sulphadoxine-pyrimethamine plus amodiaquine (SP-AQ) was given once per month to children under the age of 5 years during the peak malaria transmission season showed an 83% (95% CI: 72%, 89%) reduction in the incidence of clinical attacks of malaria and a similar reduction in the

incidence of severe malaria (77%; 95% CI: 45%, 90%)⁴. Similar findings were obtained in a recent Cochrane review of IPTc studies⁵. The SP-AQ combination used in most trials was safe. Current evidence is consistent with a reduction in all-cause mortality due to SMC but the confidence intervals are wide (A.L.W., unpublished results)^{4,5}. Similar results have been obtained with other antimalarial combinations given on a monthly basis. Administration every 2 months has also been tried but was less effective⁶. High levels of coverage have been achieved using community health workers to administer SMC, and the intervention is highly cost effective^{7,8}. In the majority of studies, three monthly administrations have been employed and, although longer periods of administration may be considered, the evidence in relation to feasibility of delivery, safety and efficacy of SMC relates primarily to administration over a 3-month period.

The World Health Organization (WHO) convened a meeting of a Technical Expert Group in May 2011 to consider whether sufficient data had been gathered to recommend incorporation of SMC into the malaria control programmes of areas with highly seasonal transmission of malaria. Their positive recommendation was reviewed by a newly constituted WHO Malaria Policy Advisory Committee in February 2012. If SMC with SP-AQ is formally recommended as policy by the Malaria Policy Advisory Committee, implementation may begin in certain countries of the Sahel and sub-Saharan sometime in 2012. Malaria control programme managers will need to consider whether regions of their country are suitable for the implementation of SMC on the basis of the incidence of malaria and its seasonality in those regions. To assist policy makers and programme managers in making such decisions, we have identified the geographical areas where SMC is likely to be an appropriate and cost-effective intervention using data on the overall incidence and seasonality of malaria in different parts of sub-Saharan Africa.

In this study, we show that there are two large areas of Africa likely to have both sufficient seasonality and sufficient malaria incidence for SMC to be both effective and cost-effective. In particular, the Sahelian and sub-Saharan regions of Africa have a large population of children under 5 years of age at risk in areas where SMC with current antimalarials is likely to be highly efficacious, and where millions of malaria cases and tens of thousands of childhood deaths could potentially be prevented each year.

Results

Defining areas suitable for the implementation of SMC. Fifty-six sites where monthly malaria incidence had been measured for 12 consecutive months were identified in 22 sub-Saharan African countries (Supplementary Tables S1,2). Areas meeting seasonality definition B (60% of annual incidence within 4 consecutive months) were observed more frequently in the Sahel and sub-Saharan than in other parts of Africa. Definition B gave consistent results in sites where more than one type of malaria outcome had been recorded (for example, severe malaria and clinical malaria) or where information was available for several years. Definition C (50% of annual incidence in 4 months) was not stringent enough to identify SMC areas, as a large number of sites had this level of seasonality. Definition A (75% of annual incidence in 4 months) excluded several sites known to be highly seasonal, including sites in the Gambia and Senegal, suggesting that this definition is too strict. Definition B was, therefore, used for subsequent analyses.

After inspection of site-specific rainfall patterns, the severe malaria data reported for one site were considered unreliable (seasonality in malaria incidence was much stronger than the seasonality in rainfall), and this site was excluded as an outlier; 55 sites were, therefore, available for analysis (Supplementary Tables S1,2). The best predictor of sufficient seasonality for SMC according to definition B was >60% of the total annual rainfall within three consecutive months; this cutoff identified areas with incidence patterns suitable for SMC with a sensitivity of 95.0% and a specificity of 73.5% (Fig. 1).

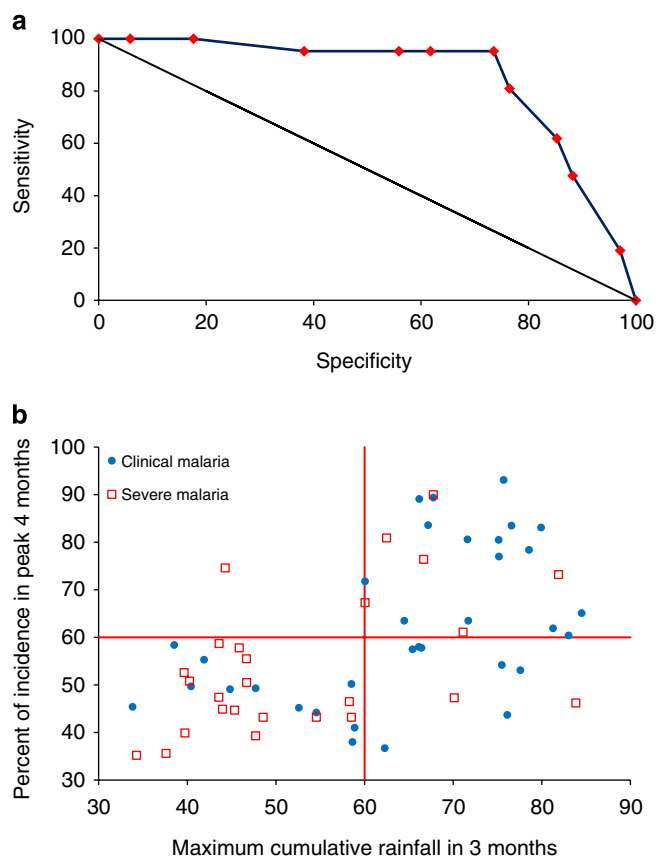


Figure 1 | Analysis of rainfall as a predictor of epidemiology suitable for SMC. (a) Receiver operating characteristic curve for binary indicator variables describing the percentage of the annual total rainfall occurring in 3 consecutive months. Dummy variables were created for 5% intervals between 0% and 100%. Observed values of cumulative rainfall in 3 months ranged from 33.8%–84.5%. The best indicator of SMC areas was rainfall greater than 60% in 3 months (sensitivity 95.0%, specificity of 73.5%). The black line indicates the reference line of no discrimination. (b) Maximum percentage of annual rainfall within 3 consecutive months compared with maximum percentage of malaria incidence within four consecutive months. The horizontal red line shows the cumulative incidence threshold within 4 months specified by definition B. The vertical red line shows discrimination of the data points by the best indicator based on rainfall (60% within 3 months).

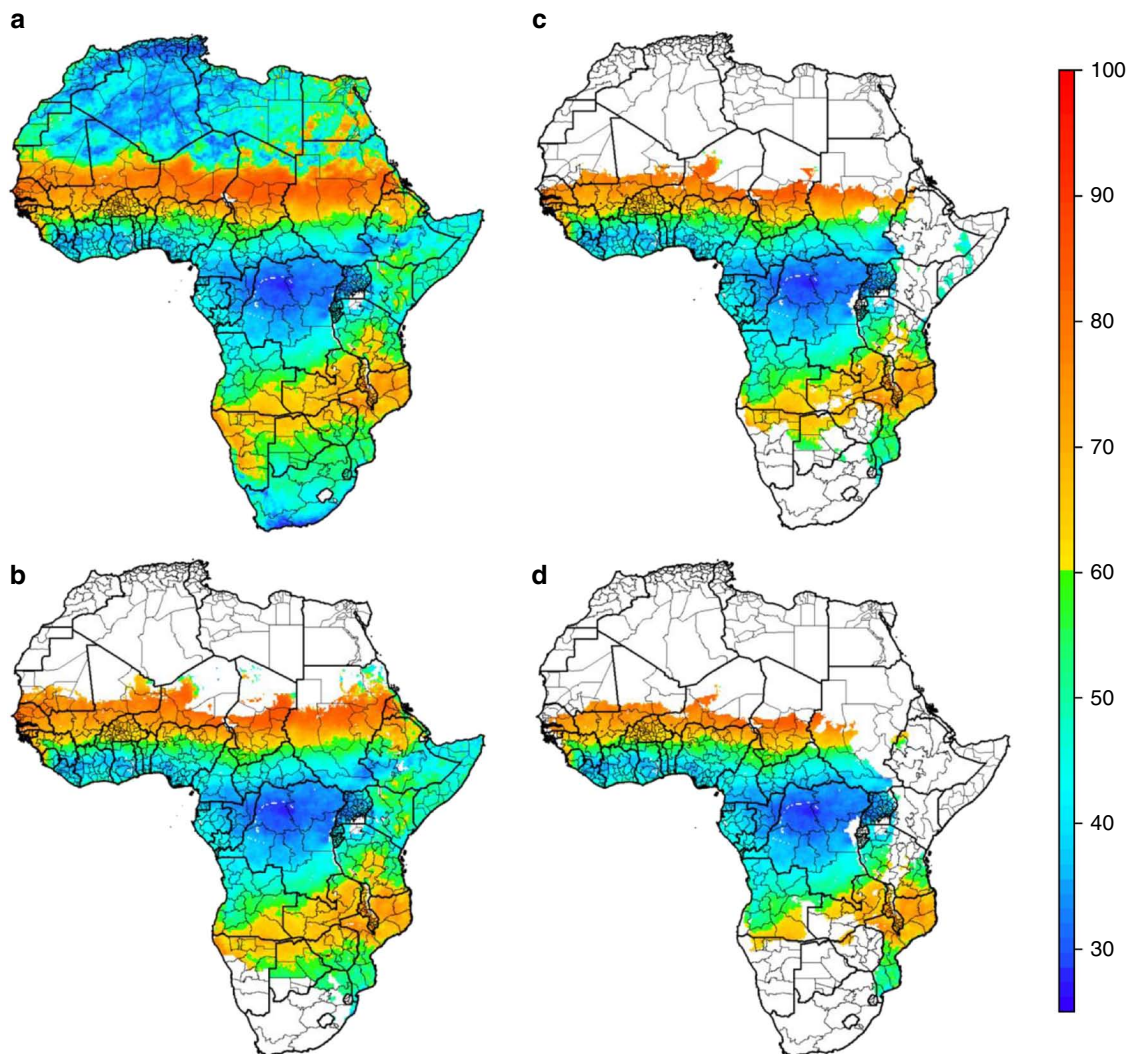


Figure 2 | Areas suitable for SMC implementation based on seasonality in rainfall and on malaria endemicity. (a). The maximum proportion of annual rainfall occurring within three consecutive months. Orange-red areas are those identified as suitable for SMC based on >60% of annual rainfall in 3 months. Green-blue areas indicate areas with less than 60% of annual rainfall within 3 months. First administrative level areas are superimposed on the map. (b) The maximum proportion of annual rainfall restricted to areas with stable endemic *P. falciparum*, as estimated by MAP²¹. (c) and (d) indicate rainfall seasonality in areas with prevalence above 8.8 and 17.3%, as estimated by MAP, corresponding to incidence above 0.1 and 0.2 cases per child per year, respectively.

Maps produced by rainfall seasonality alone, and by rainfall seasonality in areas endemic for *Plasmodium falciparum*, identified two broad areas as being potentially suitable for deployment of SMC (Fig. 2a,b). The first includes much of the Sahelian and sub-Saharan regions of Africa, which matches well with the sites identified from the seasonality assessment of epidemiological data. The second area is in southern Africa, stretching from Namibia in the west to Mozambique and Southern Tanzania in the east.

Estimating the population and burden in SMC areas. The geographical area mapped by rainfall seasonality, as defined above, in malaria endemic areas led to an estimate of 39 million children under 5 years of age at risk of malaria in areas suitable for implementation of SMC, 24.9 million in the Sahel or sub-Saharan and 14.1 million in southern and eastern Africa. On the basis of this population at risk, the method used in the World Malaria Report 2008 (WMR)⁹ gave a total burden estimate of 33.7 million cases per year in children under 5 years of age in sites suitable for SMC, 24.1 million cases in the Sahel and sub-Saharan, and 9.6 million per year in the rest of Africa (Table 1). The burden estimate using a prevalence-incidence

relationship derived by the Malaria Atlas Project (MAP)¹⁰ was 12 million malaria cases (see Methods), 8.5 million of these in the Sahel and sub-Saharan. Mortality estimates using a fixed case fatality rate were 151,552 (108,506 in the Sahel and sub-Saharan) for the WMR burden estimate and 53,953 (38,474 in the Sahel and sub-Saharan) for the MAP burden estimate. Use of a population-based mortality rate, as described by Rowe *et al.*¹¹ gave an estimate of 314,283 deaths from malaria (221,811 in the Sahel and sub-Saharan). Applying a higher case fatality rate of 10 per 1,000 gave similar estimates to those produced using the method of Rowe *et al.*¹¹ (data not shown).

The burden in SMC areas above minimum incidence thresholds.

Applying lower prevalence thresholds to the map of areas suitable for SMC (Fig. 2c,d) produced smaller population estimates (Tables 2 and 3): 28.9 million children under 5 years of age at risk in areas with incidence greater than 0.1 episodes per child during the transmission peak (21 million in the Sahel and sub-Saharan) and 24.9 million children at risk in areas with 0.2 episodes per child during the transmission peak (18.9 million in the Sahel and sub-Saharan). Corresponding morbidity and mortality estimates were slightly lower

Table 1 | Estimated populations at risk, malaria incidence and malaria deaths in areas suitable for SMC.

Country	Total population*	Population in SMC zone*	Under 5 population in SMC zone†	Urban under 5 population in SMC areas‡	Malaria Cases		Malaria Deaths		
					Incidence WMR method	Incidence MAP function	Fixed CFR: WMR burden	Fixed CFR: MAP burden	Population-based rate
Benin	8,812,518	557,092	92,422	21,829	115,740	49,723	521	224	986
Burkina Faso	15,708,964	13,854,376	2,710,747	1,227,218	2,977,936	1,609,070	13,401	7,241	27,098
Cameroon	19,126,809	2,950,626	460,947	208,160	390,087	181,627	1,755	817	3,586
Chad	10,912,155	6,976,680	1,250,849	393,004	1,311,052	346,358	5,900	1,559	11,486
Gambia	1,852,882	1,852,882	291,403	197,020	273,908	38,212	1,233	172	2,711
Ghana	24,501,245	177,859	24,934	14,930	24,461	14,999	110	67	235
Guinea	10,574,798	5,995,674	986,348	435,741	1,083,751	305,363	4,877	1,374	9,829
Guinea-Bissau	1,562,554	1,560,768	259,868	122,311	280,761	40,546	1,263	182	2,570
Mali	13,117,059	12,098,009	2,096,706	690,613	2,274,587	1,055,338	10,236	4,749	20,001
Mauritania	3,597,585	3,241,751	468,790	177,407	242,195	51,038	1,090	230	2,208
Niger	14,436,029	14,075,787	3,030,517	1,205,408	3,106,105	1,065,640	13,977	4,795	27,882
Nigeria	145,248,683	37,671,263	6,135,519	3,190,591	6,413,956	2,902,822	28,863	13,063	59,756
Senegal	13,481,010	13,472,934	2,235,833	1,338,423	2,168,117	236,238	9,757	1,063	20,817
Sierra Leone	6,629,124	2,563,964	430,567	296,715	400,413	165,589	1,802	745	3,985
Sudan	42,415,970	32,087,735	4,397,303	2,037,863	3,049,119	487,319	13,721	2,193	28,661
Total Sahel	331,977,385	149,137,400	24,872,753	11,557,233	24,112,188	8,549,882	108,506	38,474	221,811
Angola	13,421,810	766,121	130,830	57,207	76,552	29,324	344	132	717
Botswana	1,890,943	254,308	29,118	6,478	304	3,118	1	14	1
Democratic Republic of Congo	71,412,940	1,871,914	335,466	287,543	234,090	86,198	1,053	388	2,521
Eritrea	5,333,163	4,254,536	691,703	327,522	208,594	25,707	939	116	2,117
Ethiopia	81,845,206	19,799,829	3,219,848	1,536,402	597,487	179,261	2,689	807	5,773
Kenya	39,835,135	330,420	55,620	32,748	14,428	843	65	4	142
Malawi	14,825,033	14,581,686	2,490,552	1,047,864	2,233,686	1,046,546	10,052	4,709	20,329
Mozambique	22,526,159	13,858,809	2,286,704	537,017	2,759,878	1,185,143	12,419	5,333	23,553
Namibia	2,126,549	1,411,821	179,654	62,411	3,480	33,268	16	150	16
Tanzania	42,861,827	8,882,815	1,580,253	496,524	1,468,064	372,383	6,606	1,676	12,946
Zambia	12,393,193	11,235,159	2,007,835	793,611	1,938,396	399,162	8,723	1,796	17,425
Zimbabwe	12,276,732	8,087,013	1,107,355	516,048	30,829	78,571	139	354	6,932
Total other	320,748,690	85,334,431	14,114,938	5,701,375	9,565,788	3,439,524	43,046	15,479	92,472
Total Africa	652,726,075	234,471,831	38,987,691	17,258,608	33,677,976	11,989,406	151,552	53,953	314,283

Abbreviations: CFR, case fatality rate; MAP, Malaria Atlas Project; SMC, seasonal malaria chemoprevention in children; WMR, World Malaria Report.

Estimated populations at risk, malaria cases and malaria deaths in the area where > 60% of total annual rainfall occurs in 3 months & *P. falciparum* is endemic.

*Estimate from LandScan 2007, scaled up to 2010 as described in the text.

†Estimated using percentage aged 0–4 in United Nations World Population Prospects 2008, using estimates for 2010.

‡% urban estimated from population density.

Population-based rate: estimate of malaria mortality calculated as in Rowe et al.¹¹ detailed in WMR 2008, that is, directly from the population at risk according to endemicity and urbanicity (see Table 5).

but remained substantial, particularly in the Sahel and sub-Saharan Africa. The most stringent incidence threshold of 0.2 episodes per child during the transmission peak resulted in an estimate of 25.7 million malaria cases and 115,704 deaths (18.9 million cases and 85,225 deaths in the Sahel and sub-Saharan Africa).

Estimating the potential public health impact of SMC. Using the WMR estimate of 33.7 million malaria cases per year in children under 5 years of age in the areas mapped as suitable for SMC, and 151,552 deaths per year (applying the fixed case fatality rate (CFR) to the incidence estimate), SMC is predicted to have a considerable impact (Fig. 3). Restricting estimates to areas with incidence greater than 0.2 cases per child per year made only relatively minor changes. Even if our approach has resulted in a 50% overestimate of the malaria burden in SMC areas, the potential impact of SMC could still be substantial, with ~5 million cases and 20,000 deaths averted if the intervention was widely deployed (Table 4).

Discussion

We have defined the epidemiological settings where SMC is likely to be a suitable intervention and mapped the geographical

areas where this epidemiology is likely to be found. Climate-based predictors identified the highly seasonal areas suitable for SMC with high sensitivity and good specificity. It is clear from our estimates that there is a large population of children under 5 years of age at risk from malaria in areas where SMC is likely to be appropriate. The burden of malaria in these areas, particularly in countries in the Sahel and sub-Saharan Africa, is substantial and suggests that SMC deployed at scale could have a major public health impact.

Most evidence on the efficacy of SMC relates to delivery over 3 months. We chose to focus on incidence during a period of 4 consecutive months as this is the longest period for which 3 monthly courses of SMC might be expected to provide a reasonably high level of protection. Our assumption of impact during a 4-month peak was conservative as this was based on estimates of protective efficacy obtained from a study of children sleeping under insecticide treated nets over a three-and-a-half month follow-up period, assuming no protection in the subsequent two weeks.

Although a considerable number of studies were identified in the literature review, only a small proportion of these reported morbidity data in the required format to assess seasonality in malaria burden

Table 2 | Impact of incidence thresholds on populations at risk and malaria burden estimates.

Country	Areas with incidence > 0.1 per child during peak season					
	Total under 5 population in SMC area	Incidence WMR method	Incidence MAP function	Fixed CFR: WMR burden	Fixed CFR: MAP burden	Population-based rate
Benin	92,422	115,740	49,723	521	224	986
Burkina Faso	2,710,747	2,977,936	1,609,070	13,401	7,241	27,098
Cameroon	460,947	390,087	181,627	1,755	817	3,586
Chad	1,233,923	1,292,068	345,010	5,814	1,553	11,325
Gambia	167,845	181,733	30,180	818	136	1,666
Ghana	24,934	24,461	14,999	110	67	235
Guinea	953,662	1,045,331	302,643	4,704	1,362	9,492
Guinea-Bissau	132,768	161,251	30,103	726	135	1,391
Mali	2,092,353	2,269,493	1,054,989	10,213	4,747	19,957
Mauritania	126,116	77,422	35,599	348	160	652
Niger	3,030,517	3,106,105	1,065,640	13,977	4,795	27,882
Nigeria	6,135,519	6,413,956	2,902,822	28,863	13,063	59,756
Senegal	782,446	901,870	177,640	4,058	799	7,913
Sierra Leone	430,567	400,413	165,589	1,802	745	3,985
Sudan	2,211,932	1,709,930	389,225	7,695	1,752	15,282
Total Sahel	20,586,698	21,067,796	8,354,859	94,805	37,596	191,206
Angola	107,291	66,912	28,190	301	127	609
Botswana	15,187	159	2,124	1	10	1
DR Congo	335,466	234,090	86,198	1,053	388	2,521
Eritrea	42,504	14,149	4,576	64	21	140
Ethiopia	214,202	46,822	30,282	211	136	423
Malawi	2,485,962	2,229,121	1,046,185	10,031	4,708	20,289
Mozambique	2,286,704	2,759,878	1,185,143	12,419	5,333	23,553
Namibia	147,318	2,854	30,964	13	139	13
Tanzania	969,689	934,674	340,939	4,206	1,534	8,097
Zambia	1,438,054	1,485,260	368,877	6,684	1,660	12,913
Zimbabwe	260,528	7,253	41,705	33	188	1,819
Total other	8,302,905	7,781,172	3,165,183	35,016	14,244	70,378
Total Africa	28,889,603	28,848,968	11,520,042	129,821	51,840	261,584

Abbreviations: CFR, case fatality rate; MAP, Malaria Atlas Project; SMC, seasonal malaria chemoprevention in children; WMR, World Malaria Report.

Estimated populations population under 5 years of age, malaria burden and malaria deaths in areas defined by prevalence above 8.8%, as estimated by MAP, corresponding to incidence above 0.1 cases per child per year. Population-based rate: estimate of malaria mortality calculated as in Rowe *et al.*¹¹ detailed in WMR 2008, that is, directly from the population at risk according to endemicity and urbanicity (see Table 5).

reliably. Nevertheless, enough data points were found to explore the utility of different cutoffs to define malaria incidence as sufficiently seasonal for SMC to be valuable. As previously reported¹², in sites with 2 rainy seasons, the largest number of cases per month did not necessarily occur in 4 consecutive months (Supplementary Tables S1,2). Therefore, some situations where SMC may be appropriate, if directed at two seasonal peaks in transmission, may not have been identified by the approach used here. However, to date, SMC has not been used in such settings; whether this would be appropriate requires further investigation. Our approach focusses on epidemiological situations with a single peak in transmission, situations in which the efficacy of SMC has already been well characterized.

Rainfall patterns delineated two distinct geographical areas where SMC could be considered. The estimates of populations of SMC areas defined in our analyses are consistent with the populations living in seasonal transmission areas determined by the Mapping Malaria Risk in Africa project¹³, but are more conservative (Supplementary Tables S3,4). The map incorporating malaria endemicity is more biologically plausible than one based on rainfall alone as it excludes areas where rainfall may be seasonal but very low, or where other conditions prohibit malaria transmission. Malaria control programmes operating in countries bordering the area identified as being suitable for SMC should undertake assessment of the seasonality of malaria in these areas, using local incidence data to guide decisions about whether deployment of SMC would be appropriate. For example, rainfall in most of northern Ghana did not meet the seasonality criterion and our estimate of the population

at risk in Ghana is consequently relatively small. However, the epidemiology of malaria in Navrongo, Ghana suggests that the northern regions may be suitable for SMC (Supplementary Tables S1,2)¹⁴. Therefore, it is likely that a larger area could potentially benefit from SMC and a larger population could be protected than we have defined in this study.

The continental maps showing areas suitable for SMC implementation covered primarily Sahelian and sub-Saharan areas as expected a priori. Areas meeting the seasonality criterion were also found in southern and eastern Africa, where there is much less epidemiological information on the seasonality of malaria. In some of these areas, the incidence of malaria is low and unstable and therefore SMC is not likely to be a suitable intervention. Incidence thresholds, based on cost per case and per disability-adjusted life year averted, indicated that SMC might still be worthwhile in some areas, particularly in southern Tanzania, Malawi and northern Mozambique, but this needs further investigation. For SMC to be deployed in southern and eastern Africa, an alternative to the SP-AQ combination would be needed owing to high levels of SP resistance¹⁵.

The difficulties in estimating the malaria burden in Africa accurately are well recognized^{3,9,11,16–18}. Our emphasis was to derive a plausible and conservative estimate of the malaria burden using transparent methods, rather than aiming to produce an alternative estimate to those provided by others. However, burden estimates based on different approaches showed broadly consistent figures. The estimates using the MAP prevalence–incidence function were lowest, but it is clear from comparison with data from SMC sites

Table 3 | Impact of incidence thresholds on populations at risk and malaria burden estimates.

Country	Areas with incidence > 0.2 per child, during peak season					
	Total under 5 population in SMC area	Incidence WMR method	Incidence MAP function	Fixed CFR: WMR burden	Fixed CFR: MAP burden	Population-based rate
Benin	92,422	115,740	49,723	521	224	986
Burkina Faso	2,710,747	2,977,936	1,609,070	13,401	7,241	27,098
Cameroon	460,947	390,087	181,627	1,755	817	3,586
Chad	987,539	1,095,101	300,360	4,928	1,352	9,334
Gambia	49,756	56,268	13,281	253	60	504
Ghana	24,934	24,461	14,999	110	67	235
Guinea	864,219	939,217	288,038	4,226	1,296	8,567
Guinea-Bissau	56,488	71,788	19,128	323	86	606
Mali	2,053,160	2,219,292	1,048,925	9,987	4,720	19,549
Mauritania	93,389	57,805	30,919	260	139	485
Niger	2,984,561	3,065,522	1,057,632	13,795	4,759	27,488
Nigeria	6,135,519	6,413,956	2,902,822	28,863	13,063	59,756
Senegal	350,480	433,664	115,751	1,951	521	3,675
Sierra Leone	430,567	400,413	165,589	1,802	745	3,985
Sudan	835,372	677,804	178,652	3,050	804	5,929
Total Sahel	18,130,100	18,939,054	7,976,516	85,225	35,894	171,783
Angola	69,179	47,600	21,286	214	96	415
Botswana	488	5	104	0	0	0
DR Congo	134,301	107,869	51,916	485	234	1,072
Eritrea						
Ethiopia	30,799	7,124	7,157	32	32	63
Malawi	2,437,874	2,182,455	1,038,567	9,821	4,674	19,881
Mozambique	2,262,968	2,733,653	1,181,343	12,301	5,316	23,320
Namibia	86,500	1,676	21,760	8	98	8
Tanzania	700,354	679,556	300,247	3,058	1,351	5,869
Zambia	974,151	1,011,944	301,004	4,554	1,355	8,774
Zimbabwe	49,661	1,383	13,220	6	59	353
Total other	6,746,275	6,773,265	2,936,604	30,479	13,215	59,755
Total Africa	24,876,375	25,712,319	10,913,120	115,704	49,109	231,538

Abbreviations: CFR, case fatality rate; MAP, Malaria Atlas Project; SMC, seasonal malaria chemoprevention in children; WMR, World Malaria Report.

Estimated populations population under 5 years of age, malaria burden and malaria deaths in areas defined by prevalence above 17.3%, as estimated by MAP, corresponding to incidence above 0.2 cases per child per year. Population-based rate: estimate of malaria mortality calculated as in Rowe *et al.*¹¹ detailed in WMR 2008, that is, directly from the population at risk according to endemicity and urbanicity (see Table 5).

that these are likely to be an underestimate as the function relates prevalence in children to all-age incidence rather than incidence in children under 5 years of age. Furthermore, the estimates produced using the WMR method were similar to those derived using a prevalence–incidence function fitted specifically to incidence data on children under 5 years of age (Griffin J., personal communication). Our estimate of the impact of SMC on mortality is simplistic, assuming that a reduction in malaria cases would be accompanied by a proportional reduction in malaria deaths. However, our estimates of impact do not include the reductions in indirect mortality that may result from better control of malaria.

Some of the areas with the highest malaria burden in all of Africa lie within the parts of the Sahel and sub-Saharan, which we have identified as being suitable for SMC². Deployment of SMC in these areas would be expected to be highly cost effective on the basis of the high malaria incidence per child each year. The coverage and efficacy that would be achieved, if SMC was to be implemented as a large-scale public health measure, is not yet known, but high coverage has been achieved by community-based health workers⁷, and efficacy should remain high where SP and AQ resistance levels remain low or moderate. Furthermore, our analysis suggests that even with moderate levels of coverage, the deployment of SMC could have a significant public health impact.

The epidemiological and geographical situations in which SMC is likely to be useful can be defined on the basis of epidemiological data and surrogate measures of seasonality in malaria transmission.

A simple algorithm could be developed to help policy makers to decide whether the malaria incidence in their country, or certain regions within their country, was sufficiently seasonal for the deployment of SMC. The algorithm could also indicate the potential impact of implementation of SMC with different levels of efficacy and coverage. Although the burden of malaria in the areas where SMC could be deployed is uncertain, it is likely to be considerable. Our analyses suggest that even where other effective malaria control tools, such as insecticide-treated nets (ITNs), indoor residual spraying of insecticides (IRS) and partially effective malaria vaccines are deployed, SMC could potentially avert a very large number of malaria episodes and many thousands of unnecessary deaths in several countries where malaria is currently not adequately controlled.

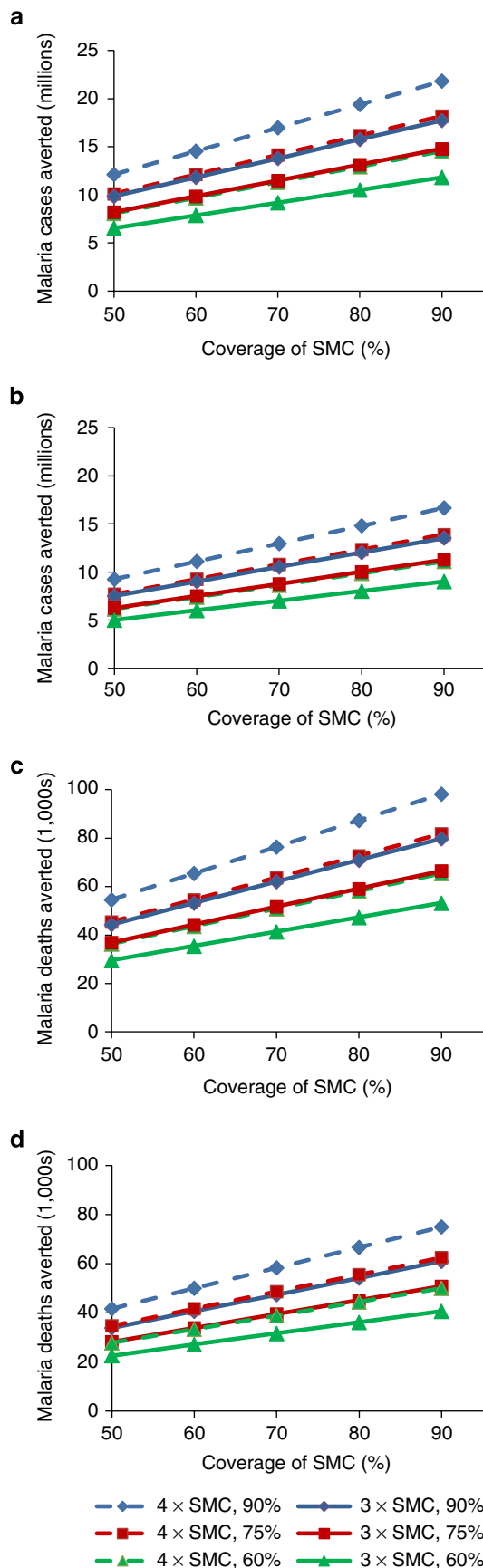
Methods

Defining SMC seasonality. We performed a literature review to identify studies reporting incidence of parasitologically confirmed clinical malaria and/or severe malaria for 12 consecutive months. Sources of data used included published monthly malaria incidence data obtained from a systematic review conducted in 2005 (refs 12,19), surveillance data and an additional systematic review undertaken in 2010, including contact with authors. Search criteria and further details are included in Supplementary Methods, Supplementary Table S5 and Supplementary Fig. S1. Locations of the sites are shown in Supplementary Figs S2,3.

A previous analysis indicated that $\geq 75\%$ of malaria incidence occurring within 6 consecutive months provided a useful definition of 'marked seasonality'¹². Most of the evidence for the efficacy and safety of SMC relates to monthly delivery over a 3-month period, which provided protection during a transmission peak of 3-to-4

months. We therefore explored different definitions of the degree of seasonality based on the maximum percentage of the total annual malaria burden occurring within any consecutive four-month period. Three definitions were considered: at

least 75% (definition A), 60% (definition B) and 50% (definition C) of the total annual incidence of malaria within four consecutive months.



Identifying spatial predictors of SMC areas. To characterize seasonality in malaria incidence outside the areas, for which epidemiological data were available, we explored whether rainfall patterns, estimated from a combination of satellite imagery and rain gauge data²⁰, could be used as a predictor of the degree of seasonality in incidence. Daily accumulated rainfall data were available for a grid of 0.1 degree×0.1 degree resolution, with data missing for only 2 days since November 2000. We used data from 2002 to 2009 and aggregated the daily time series to time series using 64 points per year. Fourier analyses were undertaken to capture the average seasonality over this time period.

Each site identified by our review was geo-referenced and site-specific rainfall data obtained. For each location of interest, we selected the pixel closest to the given longitude/latitude. The percentage (in 5% intervals) of the annual total rainfall occurring in a range of different consecutive periods (ranging from 2 to 6 months) was then calculated to create a set of potential indicators of seasonality. The sensitivity and specificity of each indicator variable as a predictor of the degree of seasonality in malaria incidence was calculated to create receiver operating characteristic (ROC) curves using Stata 11 software (College Station, Texas, USA).

The best predictor of seasonality in malaria incidence was then used to map areas suitable for SMC across Africa using the 0.1 degree×0.1 degree grid of rainfall data. For each pixel, the seasonality in rainfall was calculated by assessing the maximum percentage of the total annual rainfall occurring in a period of consecutive months. Pixels meeting the criterion specified by the best indicator variable were considered as potentially suitable for SMC. To further improve the biological plausibility of the spatial mapping of SMC areas, we merged the map produced by seasonality in rainfall with spatial malaria endemicity estimates produced by MAP for 2010 (ref. 21), restricting the area mapped by seasonality in rainfall to include only areas with stable *P. falciparum* transmission (annual incidence of *P. falciparum* infections >0.1 per 1,000 population per annum).

Estimating the population and burden in SMC areas. The total population at risk in the areas identified by the approach described above was derived from LandScan 2007 population estimates²². Population estimates were aggregated within first administrative level and then by country, and scaled to 2010 by applying national growth rates from UN projections²³. We estimated the number of children under 5 years of age using UN demographic information for each country²³ and the percentage living in urban/rural areas based on a population density threshold²⁴. For full details, see Supplementary Methods. Malaria incidence in children under 5 years of age in SMC areas was estimated using two published methods (Table 5). The first follows the approach used in the 2008 WMR for countries where estimates of malaria incidence could not be made from routinely reported data^{9,25}. Fixed age-specific incidence rates were used according to the level of malaria risk as defined by the Mapping Malaria Risk in Africa map, and in high-transmission areas, incidence estimates were halved for populations living in urban areas¹³. To retain transparency, incidence estimates were not reduced further to account for coverage of other malaria control tools; the possible impact of interventions such as ITNs and IRS are considered in a sensitivity analysis. The second method used a published function relating annual all-age incidence to prevalence of parasitaemia in children 2–10 years of age¹⁰. We applied the central estimate of this function to the MAP prevalence data to estimate incidence (Fig. 4). The effect of urban residence is incorporated in the prevalence estimates² and is, therefore, implicitly accounted for. By comparison with observed incidence/prevalence observations made in SMC studies, this relationship is likely to result in a conservative estimate of the incidence of malaria in children under 5 years of age during the transmission peak for a given prevalence (Fig. 4).

The mortality burden in SMC areas was also estimated by two approaches (Table 5). Method one assumes a fixed CFR of 4.5 deaths per 1,000 malaria cases (0.45%), the central estimate for areas where malaria morbidity is routinely reported⁹. This

Figure 3 | Malaria cases and deaths potentially averted by SMC. Malaria cases and malaria deaths potentially averted in all areas suitable for SMC (a,c), and in areas with incidence >0.2 cases per child per year (b,d), with varying assumptions about efficacy, monthly coverage and the fraction of the burden occurring during the SMC period. 75% was considered the best estimate of the fraction of the total annual malaria burden occurring during the SMC period in SMC areas; 60 and 90% are also shown. Solid lines show impact for 3 SMC courses, assumed to have 65% efficacy as detailed in the text. Dotted lines show impact for 4 SMC courses, assumed to have 80% efficacy. The malaria burden estimate used for these calculations was that using the WMR method: 33,677,976 malaria cases in all SMC areas with stable endemic *P. falciparum*, and 25,712,319 derived from the population mapped by rainfall in areas with estimate of malaria incidence >0.2/child/year. Deaths refer to the constant-case fatality rate of 4.5 per 1,000, applied to the incidence estimates.

Table 4 | Sensitivity analysis of cases and deaths potentially averted by SMC.

	All SMC areas		SMC areas with incidence > 0.1/child/year		SMC areas with incidence > 0.2/child/year	
	Cases averted	Deaths averted	Cases averted	Deaths averted	Cases averted	Deaths averted
3 SMC courses						
50% Overestimate	5,746,305	25,858	4,922,355	22,151	4,387,164	19,742
25% Overestimate	8,619,457	38,788	7,383,533	33,226	6,580,747	29,613
Best estimate	11,492,609	51,717	9,844,710	44,301	8,774,329	39,484
25% Underestimate	14,365,762	64,646	12,305,888	55,376	10,967,911	49,356
50% Underestimate	17,238,914	77,575	14,767,065	66,452	13,161,493	59,227
4 SMC courses						
50% overestimate	7,072,375	31,826	6,058,283	27,262	5,399,587	24,298
25% Overestimate	10,608,562	47,739	9,087,425	40,893	8,099,380	36,447
Best Estimate	14,144,750	63,651	12,116,567	54,525	10,799,174	48,596
25% Underestimate	17,680,937	79,564	15,145,708	68,156	13,498,967	60,745
50% Underestimate	21,217,125	95,477	18,174,850	81,787	16,198,761	72,894

Cases and deaths that could potentially be averted by SMC with different assumptions about the accuracy of the burden estimate, ranging from a 50% overestimate to a 50% underestimate. For illustration, 70% coverage of SMC monthly treatment courses is assumed. Efficacy is assumed to be either 65% (3 courses of SMC) or 80% (4 courses of SMC), with 75% of the annual burden occurring during the SMC period. The malaria burden estimates used were those derived using the WMR method (33,677,976 28,848,968 and 25,712,319 malaria cases for the 3 areas). Deaths refer to the estimate calculated applying the constant-case fatality rate of 4.5 per 1,000 to the incidence estimate.

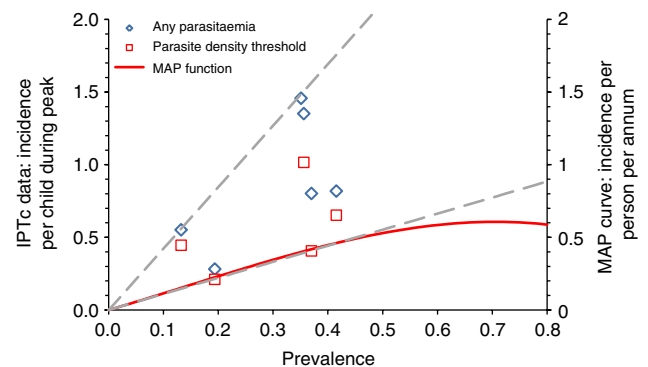
Table 5 | Summary of methods used to estimate incidence of clinical episodes of malaria and malaria mortality.

	Rural areas	Urban areas
Malaria Incidence		
Method 1 (WMR Method)		
High transmission*	1.42 per person, per year	0.71 per person, per year
Low transmission†	0.18 per person, per year	0.18 per person, per year
Southern Africa‡	0.029 per person, per year	0.029 per person, per year
Method 2 (MAP) Published prevalence-incidence function used ¹⁰		
Malaria Deaths		
Method 1		
Case-fatality rate of 4.5 per 1,000 malaria cases in all areas		
Method 2		
High transmission	11.4/1,000 population	8.3/1,000 population
Low transmission	2.3/1,000 population	1.8/1,000 population

*Climate suitability for malaria greater than 0.75, according to MARA data.
†Climate suitability 0.25–0.75, according to MARA data.
‡Southern Africa : South Africa, Swaziland, Botswana, Namibia and Zimbabwe.
For certain countries in Southern Africa with low malaria risk (only relevant to Botswana and Namibia in our analysis), method 2 is not used for mortality. Estimates from method 1 were used for these countries.

fixed CFR was applied to incidence estimates derived using both the WMR method and the MAP incidence–prevalence function. We also explored a higher case fatality rate of 10 per 1,000 (that is, 1% fatality rate). Method 2 uses the approach of Rowe *et al.*, applying a fixed mortality rate to populations at risk rather than to malaria cases¹¹. For simplicity, we did not amend our estimates to take account of the relative contribution of malaria to all-cause under 5 mortality, as performed in the WMR, but this would only be expected to reduce the estimates by ~10% (ref. 9).

The burden in SMC areas above minimum incidence thresholds. Analysis of the costs of SMC delivery undertaken by the IPTc Working Group suggests that, on the basis of both costs per case averted and cost per disability-adjusted life year averted, SMC is likely to be cost-effective where malaria incidence exceeds 0.2 episodes per child during the peak transmission season, but may not be cost

**Figure 4 | Prevalence and incidence of malaria detected in SMC studies and the MAP prevalence–incidence relationship.**

Data points show observed incidence against end of season prevalence from control or placebo groups in IPTc studies from Niakhar, Senegal³⁰; Hohoe, Ghana³¹; Kambila, Mali³²; Bobo-Dioulasso, Burkina Faso (Zongo I., personal communication); Kati, Mali²⁷ and Boussé, Burkina Faso²⁶. Data points show malaria incidence defined as fever plus parasitaemia of any density or with a local defined parasite density cutoff, and are shown against the left vertical axis. All studies included children under 5 years of age, with the exception of the Kambila IPTc study, which included children under 10 years of age. For the Kambila IPTc study (Mali) the prevalence estimate at the start of the transmission season (92/262, 35.1%) was used rather than that measured at the end of the transmission season, as this was based on relatively small numbers (8/54, 15%). The curve shows the fitted relationship between all age incidence per annum and prevalence in children 2–10 years of age, 13 and is shown against the right vertical axis. Dashed lines show the upper and lower limit of the incidence–prevalence relationship defined by the IPTc data points.

effective where incidence is less than 0.1 episodes per child during the transmission peak (Pitt C, Milligan P, unpublished results). The MAP incidence–prevalence relationship suggests that incidence would be at least 0.1 episodes per child per season at a prevalence of parasitaemia > 8.8%, and at least 0.2 episodes per child at a prevalence > 17.3%. Using these cutoffs is likely to be highly conservative because incidence in children at a given prevalence is likely to be substantially higher than all age incidence, the prediction given by the MAP function (Fig. 4). These minimum prevalence thresholds were used to map a restricted SMC area, giving a conservative estimate of the population at risk and of morbidity and mortality in areas where SMC would be appropriate on the basis of sufficiently high incidence.

Estimating the potential public health impact of SMC. We considered the number of cases and deaths that could potentially be averted with different levels of SMC efficacy and coverage. In sites considered suitable for SMC, the median fraction of incidence occurring in the 4 consecutive months of peak transmission was 77% and the mean 75.7% (Supplementary Table S1,2). We therefore assumed that, on average, 75% of the annual burden occurred in the SMC period, but also explored the impact of SMC, if 60% and 90% of annual incidence occurred in the period when SMC was given. In recent studies of SMC in Burkina Faso and Mali, protective efficacy of 3, monthly courses over a period of three-and-a-half months from the date of the first course was 70% and 82% respectively^{26,27}. On the basis of these figures, assuming no protective effect in the two weeks after the end of the follow-up, the protective efficacy over four months would be 61% (Burkina) and 72% (Mali), a mean of 67%. We therefore assumed that a protective efficacy of 65% would be a reasonable estimate of protection provided by three courses over a 4-month peak. Four monthly courses over 4 months might provide protective efficacy of ~80%.

We explored the potential range in impact of SMC by allowing for a 25 or 50% underestimate or overestimate of the malaria burden without SMC. We accounted for a possible overestimate in this way to include the burden estimate that would be expected, had we additionally adjusted for coverage of other widely used malaria control tools. ITNs and IRS would be estimated to reduce incidence by ~50% and 60%, respectively, at 100% coverage^{9,28}. However, actual coverage of these interventions is currently far less than 100% in most African countries²⁹.

References

- WHO The World Malaria Report 2011. http://www.who.int/malaria/world_malaria_report_2011/9789241564403_eng.pdf (2011).
- Hay, S. I. *et al.* Estimating the global clinical burden of *Plasmodium falciparum* malaria in 2007. *PLoS Med.* **7**, e1000290 (2010).
- Murray, C. J. *et al.* Global malaria mortality between 1980 and 2010: a systematic analysis. *Lancet* **379**, 413–431 (2012).
- Wilson, A. L. A systematic review and meta-analysis of the efficacy and safety of Intermittent Preventive Treatment in children (IPTc). *PLoS ONE* **6**, e16976 (2011).
- Meremikwu, M. M., Donegan, S., Sinclair, D., Esu, E. & Oringanje, C. Intermittent preventive treatment for malaria in children living in areas with seasonal transmission. *Cochrane Database Syst. Rev.* **2**, CD003756 (2012).
- Kweku, M. *et al.* Options for the delivery of intermittent preventive treatment for malaria to children: a community randomised trial. *PLoS ONE* **4**, e7256 (2009).
- Bojang, K. A. *et al.* Two strategies for the delivery of IPTc in an area of seasonal malaria transmission in the Gambia: a randomised controlled trial. *PLoS Med.* **8**, e1000409 (2011).
- Ross, A., Maire, N., Sicuri, E., Smith, T. & Conteh, L. Determinants of the cost-effectiveness of intermittent preventive treatment for malaria in infants and children. *PLoS ONE* **6**, e18391 (2011).
- WHO The World Malaria Report 2008. <http://www.who.int/malaria/publications/atoz/9789241563697/en/index.html> (2008).
- Patil, A. P. *et al.* Defining the relationship between Plasmodium falciparum parasite rate and clinical disease: statistical models for disease burden estimation. *Malar. J.* **8**, 186 (2009).
- Rowe, A. K. *et al.* The burden of malaria mortality among African children in the year 2000. *Int. J. Epidemiol.* **35**, 691–704 (2006).
- Roca-Feltré, A., Armstrong Schellenberg, J., Smith, L. & Carneiro, I. A simple method for defining malaria seasonality. *Malar. J.* **8**, 276 (2009).
- Adjuik, M. *et al.* *Towards an Atlas of Malaria Risk in Africa* (MARA/ARMA Collaboration, Albany Print, Durban, South Africa, 1998). http://www.mara.org.za/trview_e.htm (2007).
- Cairns, M. *et al.* Modelling the protective efficacy of alternative delivery schedules for intermittent preventive treatment of malaria in infants and children. *PLoS ONE* **6**, e18947 (2011).
- Naidoo, I. & Roper, C. Following the path of most resistance: dhps K540E dispersal in African Plasmodium falciparum. *Trends Parasitol.* **26**, 447–456 (2010).
- Snow, R. W., Craig, M., Deichmann, U. & Marsh, K. Estimating mortality, morbidity and disability due to malaria among Africa's non-pregnant population. *Bull. World Health Organ.* **77**, 624–640 (1999).
- Snow, R., Craig, M., Newton, C. & Steketee, R. W. *The Public Health Burden of Plasmodium Falciparum Malaria in Africa: Deriving the Numbers* (The Disease Control Priorities Project (DCPP) Working Paper Number 11, Washington DC., 2003). <http://www.dcp2.org/file/26/wp11.pdf> (2008).
- Korenromp, E. L., for the RBM MERG Task Force on Malaria Morbidity *Malaria Incidence Estimates at Country Level for the Year 2004 — Proposed Estimates and Draft Report* (World Health Organization, Geneva, Roll Back Malaria, Geneva, 2005). http://www.who.int/malaria/publications/atoz/incidence_estimations2.pdf (2010).
- IPTi consortium. *IPTi Decision-Support Tool*. <http://ipti.lshtm.ac.uk/> (2011).
- National Weather Service. Africa Rainfall Estimates. <http://www.cpc.noaa.gov/products/fews/rfe.shtml> (2011).
- Gething, P. W. *et al.* A new world malaria map: *Plasmodium falciparum* endemicity in 2010. *Malar. J.* **10**, 378 (2011).
- Oak Ridge National Laboratory. *LandScan™ High Resolution global Population data Set*. <http://www.ornl.gov/sci/landscan/> (2011).
- UNPOP. *World Population Prospects: the 2008 Revision*, UN Population Division, New York, 2009.
- Kleinschmidt, I. *et al.* An empirical malaria distribution map for West Africa. *Trop. Med. Int. Health* **6**, 779–786 (2001).
- Cibulskis, R. E., Aregawi, M., Williams, R., Otten, M. & Dye, C. Worldwide incidence of malaria in 2009: estimates, time trends, and a critique of methods. *PLoS Med.* **8**, e1001142 (2011).
- Konate, A. T. *et al.* Intermittent preventive treatment of malaria provides substantial protection against malaria in children already protected by an insecticide-treated bednet in Burkina Faso: a randomised, double-blind, placebo-controlled trial. *PLoS Med.* **8**, e1000408 (2011).
- Dicko, A. *et al.* Intermittent preventive treatment of malaria provides substantial protection against malaria in children already protected by an insecticide-treated bednet in Mali: a randomised, double-blind, placebo-controlled trial. *PLoS Med.* **8**, e1000407 (2011).
- Eisele, P. T., Larsen, D. & Steketee, W. R. Protective efficacy of interventions for preventing malaria mortality in children in Plasmodium falciparum endemic areas. *Int. J. Epidemiol.* **39**, 88–101 (2010).
- WHO. The World Malaria Report 2010. http://whqlibdoc.who.int/publications/2010/9789241564106_eng.pdf (2010).
- Cisse, B. *et al.* Seasonal intermittent preventive treatment with artesunate and sulfadoxine-pyrimethamine for prevention of malaria in Senegalese children: a randomised, placebo-controlled, double-blind trial. *Lancet* **367**, 659–667 (2006).
- Kweku, M. *et al.* Seasonal intermittent preventive treatment for the prevention of anaemia and malaria in Ghanaian children: a randomized, placebo controlled trial. *PLoS ONE* **3**, e4000 (2008).
- Dicko, A. *et al.* Impact of intermittent preventive treatment with sulphadoxine-pyrimethamine targeting the transmission season on the incidence of clinical malaria in children in Mali. *Malar. J.* **7**, 123 (2008).

Acknowledgements

We thank all investigators who responded to queries and provided more detailed data than are publicly available, specifically Kalifa Bojang, Serign Ceessay, Amassane Dicko, Daugla Doumagou Moto, Thierry Fandeur, Abraham Hodgson, Amadou Konaté, Khalifa Mohammed, Oluqbenga Mokuolu, Tunji Omotara, Seth Owusu-Agyei, Harry Tagbor, Thor Theander, Ismaila Watila and Issaka Zongo. We are grateful to Dr Thior on behalf of the Programme National de Lutte contre le Paludisme (PNLP) for access to national malaria surveillance data from Senegal. We thank the IPTi Applicability Working Group for providing access to the IPTi Applicability database (Bill and Melinda Gates Foundation) to identify relevant references for this work. We are grateful to Richard Cibulskis for advice on methods to estimate the malaria burden. We thank Pete Gething, Simon Hay and other members of the Malaria Atlas Project for sharing spatial estimates of *P. falciparum* prevalence before publication. A.R.F. is supported by the Wellcome Trust and the Bill and Melinda Gates Foundation (BMGF). T.G. was supported by a Medical Research Council Centre Grant. A.G. acknowledges support from the BMGF Vaccine Modelling Initiative. All other authors are supported by their respective institutions. The funders had no role in study design, data collection and analysis, decision to publish, or preparation of the manuscript.

Author contributions

M.C. and A.R.F. designed the study and wrote the first draft of the manuscript. M.C., A.R.F. and T.G. analysed the data. A.R.F. and A.W. undertook the literature review. M.C. and T.G. calculated the burden estimates. D.D. provided data and contributed to the analysis of incidence data. A.G. developed the spatial modelling framework. P.M. undertook the cost-effectiveness analysis. P.M., A.G. and B.G. contributed to all stages of the design and analysis. B.G. led the study team. All authors contributed to interpretation of the analyses and revised the draft manuscript.

Additional information

Supplementary Information accompanies this paper at <http://www.nature.com/naturecommunications>

Competing financial interests: The authors declare no competing financial interests.

Reprints and permission information is available online at <http://npg.nature.com/reprintsandpermissions/>

How to cite this article: Cairns, M. *et al.* Estimating the potential public health impact of seasonal malaria chemoprevention in African children. *Nat. Commun.* **3**:881 doi: 10.1038/ncomms1879 (2012).

License: This work is licensed under a Creative Commons Attribution-NonCommercial-Share Alike 3.0 Unported License. To view a copy of this license, visit <http://creativecommons.org/licenses/by-nc-sa/3.0/>