

HEALTH EDUCATION AND THE CONTROL OF UROGENITAL SCHISTOSOMIASIS: ASSESSING THE IMPACT OF THE 'JUMA NA KICHOCHO' COMIC-STRIP MEDICAL BOOKLET

J.R. STOTHARD¹, A.N. KHAMIS², I.S. KHAMIS², C.H.E. NEO³, I. WEI³ AND D. ROLLINSON⁴

5 ¹Department of Parasitology, Liverpool School of Tropical Medicine, Pembroke Place, Liverpool, L3 5QA, UK, ²Helminth Control Laboratory Unguja, NTD Control Programme, Ministry of Health and Social Welfare, Zanzibar, ³Department of Life Sciences, Imperial College London, London SW7 2AZ, UK and ⁴Parasites and Vectors Division, Natural History Museum, London, SW7 5BD, UK

Summary. Endeavours to control urogenital schistosomiasis on Unguja Island (Zanzibar) have
10 focused on school-aged children. To assess the impact of an associated health education campaign, we investigated the supervised use of the comic-strip medical booklet 'Juma na kichocho' by class V pupils attending 18 primary schools. A validated knowledge and attitudes questionnaire was completed at baseline and repeated one year later following the regular use of the booklet during the calendar year. A scoring system (ranging from 0.0 to 5.0) measured children's understandings of
15 schistosomiasis and malaria, with the latter being a neutral comparator against specific changes for schistosomiasis. In 2006, the average score from 751 children (328 boys and 423 girls) was 2.39 for schistosomiasis and 3.03 for malaria. One year later, the score was 2.43 for schistosomiasis and 2.70 for malaria from 779 children (351 boys and 428 girls). As might be expected, knowledge and attitudes scores for schistosomiasis increased (+0.05), but not as much as originally hoped, while the
20 score for malaria decreased (-0.33). According to a Kolmogorov-Smirnov test, neither change was statistically significant. Analysis also revealed that 75% school children misunderstood the importance of reinfection after treatment with praziquantel. These results are disappointing. They demonstrate that it is mistaken to assume that knowledge conveyed in child-friendly booklets will necessarily be interpreted, and acted upon, in the way intended. If long-term sustained behavioural
25 change is to be achieved, health education materials need to engage more closely with local understandings and responses to urogenital schistosomiasis. This, in turn, needs to be part of the development of a more holistic, biosocial approach to the control of schistosomiasis.

Key words: Zanzibar, schistosomiasis, primary school, children, health education, biosocial

30 **Introduction**

Schistosomiasis is found in sub-Saharan Africa and it is one of the seven 'core' neglected tropical diseases targeted for control by preventive chemotherapy. As outlined by the World Health Organization, preventive chemotherapy involves the co-ordinated access and integrated delivery of safe orally administered anthelmintics offered to selected groups (such as school children) within disease afflicted communities (Mohammed *et al.*, 2008; Stothard, Sousa-Figueiredo and Navaratnam, 2013; WHO, 2013). The schistosome, a trematode blood fluke, has a complex lifecycle and a pertinent feature that is often omitted from health education materials is that treatment does not guard against reinfection, a dynamic that needs specific attention with regard to subsequent water contact after treatment (see Fig. 1.)

40 Urogenital schistosomiasis is caused by infection with *Schistosoma haematobium* and its geographical distribution and zones of transmission closely track that of its freshwater intermediate host snails (Stothard *et al.*, 2009a). The detrimental effects of schistosomiasis can be contained by preventive chemotherapy campaigns offering treatment with praziquantel. The global demand for this medicine is substantial but is presently not being met because the drug is in limited supply. This is likely to change as following the 2012 London Declaration on neglected tropical diseases, Merck-45 KGa agreed to scale-up its annual donation to 250 million tablets by 2016. Before this, growing access to praziquantel was fostered in purchasing and subsequently donating the drug for large-scale use by national control programmes with backing from organisations such as The Bill & Melinda Gates Foundation and governmental agencies like USAID (Savioli *et al.*, 2009). Although 50 political support is still growing and supportive, concerns over the long-term success of preventive chemotherapy remain, with some academics questioning whether expected levels of treatment coverage will ever be reached and sustained with current strategies (Allen and Parker, 2011; Parker and Allen, 2014). There is a recognised need for successful preventive chemotherapy campaigns to find synergy with complementary control measures, such as appropriate health education, 55 improving water supplies and sanitation, and snail control where locally needed (Allen and Parker, 2012; Parker et al 2008; Utzinger *et al.*, 2009). This is to ensure that appropriate levels of treatment coverage are attained and progress towards disease associated targets, as outlined in the WHO 2012-2020 roadmap, is maintained (WHO, 2013).

60 <please insert Fig. 1 near here>

Control of schistosomiasis in coastal Tanzania

Following support from the Schistosomiasis Control Initiative, a national control programme against schistosomiasis was officially launched in Tanzania in October 2003 (Mazigo *et al.*, 2012). While both
65 intestinal and urogenital schistosomiasis occur in this country, only the latter is a public health concern on the coastal islands of Pemba, Unguja and Mafia. Intestinal schistosomiasis is generally lacking, apart from occasional imported infection, due to an absence of its intermediate snail host. Autochthonous transmission of *S. haematobium* occurs on both Unguja and Pemba, but not on Mafia (Stothard *et al.*, 2013; Stothard, Loxton and Rollinson, 2002), which track habitats colonised by
70 *B. globosus* (Knopp *et al.*, 2013a; Stothard *et al.*, 2000; Stothard and Rollinson, 1997).

In 2003, the President of Zanzibar highlighted the importance of schistosomiasis, which is known locally as *kichocho* (in kiswahili), when he announced the '*Kick out Kichocho (Piga vita kichocho)*' control programme at a large-scale gathering of various health stakeholders and media at Kinyasini School, Unguja. '*Kick out Kichocho*' also received support from the Schistosomiasis Control
75 Initiative and The African Development Bank. They provided financial assistance and helped with the procurement and distribution of praziquantel. The programme was implemented by the Helminth Control Laboratory Unguja, Ministry of Health and Social Welfare, while disease monitoring and surveillance was conducted by the Natural History Museum, UK (Stothard *et al.*, 2009b).

The Helminth Control Laboratory Unguja has had a long history of action against
80 schistosomiasis and acts as a referral dispensary for diagnosis and treatment, while also providing a base for the direction and co-ordination of island-wide control activities (Mgeni *et al.*, 1990; Stothard *et al.*, 2009b). In brief, '*Kick out Kichocho*' aimed to conduct a large-scale preventive chemotherapy campaign for the control of urogenital schistosomiasis in primary schools located in endemic areas and for the control of soil-transmitted helminthiasis in all schools administering
85 albendazole. Since levels of disease awareness in children were known to be low, an associated health education initiative '*Kick out Kichocho*' hoped to improve the knowledge and attitudes towards this disease, diminishing aetiological misconceptions and instigating behavioural change that would promote treatment seeking behaviour(s) and safe water use. To this end, the health education booklet '*Juma na Kichocho*' was utilised as a novel teaching aide.

90 The booklet's primary role is to provide health education messages pertinent for *kichocho* in a child-friendly format (Stothard *et al.*, 2006). The comic-strip layout relates the personal story of Juma, a young boy, who learns about *kichocho* from his teachers and local health centre staff. The booklet conveys information about primary signs and symptoms of the disease (such as the passing

of blood in urine and pain upon micturition), the life-cycle and transmission of the parasite (noting
95 that it is acquired by playing in contaminated freshwater) and appropriate control measures (such as
adhering to treatment and reducing water contact). All these messages link well with general health
education about schistosomiasis (WHO, 1990).

Context-specific and appropriate delivery of health education is an important aspect of any
control programme conducted against schistosomiasis (Parker et al 2008; Aagaard-Hansen, Mwangi
100 and Bruun, 2009; Person *et al.*, (this volume)). However, it is infrequently evaluated (Aryeetey *et al.*,
1999; Engels and Mpitabakana, 1989; Kloos, 1995; Schall and Diniz, 2001); and measuring the impact
of health education can be problematic (Kloos, 1995; Lansdown *et al.*, 2002). However, if the impact
of health education can be accurately recorded, it has the potential to guide the management of
behavioural change in so doing better justifying funds and resources allocated to it (Teesdale, 1986;
105 WHO, 1990; Yuan *et al.*, 2000).

Following a pilot study in 2005, a monitoring and evaluation framework for using the “*Juma
na Kichocho*” booklet was developed, whereby a Kiswahili knowledge and attitudes questionnaire
was tested and validated (Stothard *et al.*, 2006). This article reports on the results and experiences
of an expanded health education campaign during the 2006-2007 period, assessing both qualitative
110 and quantitative aspects of this initiative.

Materials and methods

Study area and education campaign

As part of the general health education campaign on Unguja, a total of 3,850 booklets were
115 purchased at \$USD 5.0 per booklet and donated to the ‘*Kick out Kichocho*’ programme. Seventy
primary schools participated in the programme, with each school receiving approximately 55
booklets. The locations of the 18 schools where this formal knowledge and attitudes evaluation took
place are listed in Table 1. The prevalence of schistosomiasis at these schools in 2004 (Stothard et
al., 2009b) is also shown in table 1. Before booklets were given out to students in Class V, in
120 December 2005-January 2006, the knowledge and attitudes questionnaire was implemented to
record initial knowledge and attitudes responses before the booklet was used in a sub-set of 50 Class
V students attending class that day. The booklets were then introduced to the children along with
participating class-room teachers and a 30 minute presentation with a portable digital projector,
given by a health educator from the Helminth Control Laboratory Unguja. In this session, the

125 booklets were used in the context of discussing broader health issues concerning urogenital
schistosomiasis such as the parasite lifecycle, its interplay with freshwater habitats and the need for
praziquantel treatment.

Over the following year, all classroom teachers were requested to make structured use of
the booklets within their school-health curricula, rotating booklets between classrooms and classes
130 where needed. They were also asked to raise awareness when parasitological surveys were
undertaken locally and school children were examined on site. Informal follow-up visits were made
by the health educator at each school to encourage the use of booklets and to enquire about the
uptake and upkeep of the booklets. At the end of the study period (January 2007), the same
knowledge and attitudes questionnaire was again used in Class V as a two-time point cross-sectional
135 comparison, i.e. *before* and *after*. In this instance, the health educator, deposited the questionnaires
at the school and asked the Class V teacher to carry out the questionnaire with the children when
convenient later in the week. Once the forms were completed, the Helminth Control Laboratory
Unguja was contacted to arrange a time for their collection.

140 *Baseline questionnaire with one year follow-up*

To assess children's knowledge and attitudes, in May 2005, a standardized written questionnaire in
Kiswahili was prepared and pre-tested in five schools: Fujoni, Kitope, Mto Pepo, Mwera, and Pwani
Mchangani (Stothard *et al.*, 2006). Upon implementation of the questionnaire at baseline and
follow-up, it was requested that participating children in Class V (n=50) completed the forms in biro
145 under the supervision of the classroom teacher. This questionnaire used a combination of both
simple 'yes' or 'no' answers, as well as multiple choice responses for certain topics where a more
detailed understanding was needed (Stothard *et al.*, 2006). A total of 18 questions were posed which
were assigned to one of three separate sections: section 1 involved asking four questions eliciting
prevailing knowledge and attitudes of local diseases (e.g. symptoms of febrile illnesses, and
150 assessing whether children understood more memorable aspects of the health surveys such as
obtaining fingerprick blood samples as well as collection of stool and urine specimens). Section 2
involved asking seven questions about malaria (with a focus on knowledge and attitudes about the
lifecycle, preventive measures such as the use of bednets and access to treatment); and section 3
involved asking seven questions about knowledge and attitudes towards urogenital schistosomiasis
155 (*kichocho*), with a focus on the lifecycle, transmission by freshwater snails, preventive measures such
as better sanitation, water hygiene and access to treatment.

Data management and analysis

Completed paper copy questionnaire forms were collected from each school and double entered on a computer using Microsoft Excel 2007. These data were then exported to Stata v8 (StataCorp LP, Texas, USA). The adopted knowledge and attitudes scoring system focused on five questions (i.e. 3.0/2.0 What is *kichocho*/malaria?, 3.1/2.1 What are the main symptoms of *kichocho*/malaria?, 3.2/2.2 How do you catch *kichocho*/malaria?, 3.3/2.3 How can you protect yourself from *kichocho*/malaria? and 3.6/2.6 Can you ever catch *kichocho*/malaria again after taking treatment? The children were then asked to tick-box their answer from a short list of possible responses. A correct response was awarded a single positive mark while an incorrect response scored no mark (for questions 3.0/2.0, 3.2/2.2 and 3.6/2.6). In multiple choice answers, quarter, half and three quarters marks were allocated for partially correct answers. Further details of each question can be found in Stothard *et al.* (2006).

For each child, a combined knowledge and attitudes score was obtained for schistosomiasis and malaria by tallying correct responses to each of these five questions such that each child's knowledge and attitudes score could range from 0.0 to 5.0. By progressively pooling children's knowledge and attitudes scores by sex, and then by schools, a pooled total knowledge and attitudes score could be obtained with an underlying frequency distribution. By assessing pooled changes in this frequency distribution of knowledge and attitudes scores for schistosomiasis and malaria, using the Kolmogorov-Smirnov test (Sokal and Rohlf, 1995) in 2005 and in 2007, it was anticipated that it would be possible to assess booklet induced changes directly. Using knowledge and attitudes scores for malaria was deemed a neutral or negative control comparator for the expected positive change in knowledge and attitudes for schistosomiasis because there were no equivalent health campaign schemes for malaria at that time.

180

Results

Upon completion of data entry for 2006, completed questionnaire responses for 751 children (328 boys, 423 girls) attending Class V were available. For 2007, completed questionnaire responses from 779 (351 boys, 428 girls) were obtained and numbers by school are shown in Table 1. Collected data from 4 schools (Pwani mchangani, Kinyasini, Fujoni and Muyuni) were judged to be unreliable, being deemed fictitious, and they were not included in further analyses.

185

<please insert Table 1 near here>

The gender bias in Class V, which favoured girls rather than boys (4:3), was typical. The average age of children participating in the research in 2006 was 13.1 years and 13.3 years in 2007, with ages ranging from a minimum of 10 years to a maximum of 19 years.

<please insert Fig. 2 near here>

Responses and marks to each of the five questions used in the knowledge and attitudes scores are presented by school, by year and by mean response in Fig. 2. Upon visual perusal of the pie charts little difference in broad trends between years is apparent, although responses at Kizimkazi school for questions 3.0, 3.1 and 3.3 concerning schistosomiasis show considerable improvement, even though this school is not in the endemic area.

<please insert Fig. 3 & 4 near here>

Pooling the knowledge and attitudes scores across children within the 14 schools and presenting mean response by year in a box and whisker plot is shown in Fig. 3. Further pooling of scores across schools to create a final cumulative knowledge and attitudes score for malaria and schistosomiasis in 2006 and 2007 is shown in Fig. 4. Kolmogorov-Smirnov tests were used to detect changes in knowledge and attitudes scores, by year, for schistosomiasis ($D=0.1$, $P > 0.99$) and malaria ($D=0.15$, $P > 0.965$) were non-significant, respectively.

205 Discussion

The research presented in this article builds on the initial pilot evaluation of the booklets on Unguja (Stothard et al., 2006), by examining all schools located within the endemic area on Unguja and being assessed during a much longer period i.e. 1-year rather than 1-month. It should be remembered that at the time of the research, there were just over 110 state registered primary schools on Unguja, and this survey assessed a very small fraction of the total number of pupils attending primary schools (< 2%). At baseline, the levels of awareness for schistosomiasis varied by school (see question 3.0 responses in Fig. 2), but overall levels of knowledge were low (~25%). This is similar to that reported several years earlier (Stothard et al., 2002b) but notably the general levels of awareness for malaria were much better (~75%). This has also been noted before (Stothard et al., 2006), and is probably due to the greater local priority given to this disease. Moreover, health education for malaria is a permanent feature of the school health curriculum, while schistosomiasis is not. Even though the endemic zone for transmission of *S. haematobium* is restricted and may suggest an island-wide approach to health education is not needed, primary school aged children

are known to travel widely within Unguja; often during holiday periods when visiting the
220 homesteads of extended family members within the endemic area (Stothard *et al.*, 2002a). The
potential importance of this within- or off-island travel in shaping the local epidemiology of
transmission should be further investigated, perhaps more quantitatively, by developing a spatial
framework estimating local indices of active transmission sites (Vercruyse, Shaw and De Bont,
2001).

225 To formalise the role of health education within schistosomiasis control, significant steps
were taken by WHO during the late 1980s to promote and re-inforce healthy behaviour(s) in the
context of developing primary health care (WHO, 1990). This was with a vision of ensuring the full
participation of individuals and communities concerned. To this end, a context-specific bill-board
poster was produced that encapsulated the diversity of existing interventions and depicted
230 unwanted behaviours that contributed to disease without apportioning blame or shame. Preventive
chemotherapy strategies were only beginning to be developed, but they had been piloted much
earlier with alternative drugs (Macdonald *et al.*, 1968). The approach took off with the widespread
availability of praziquantel, following pilot studies in several settings including Unguja at Kinyasini
(Mgeni *et al.*, 1990) and Pemba (Savioli *et al.* 1990 Savioli and Mott, 1989). Here, the rapid impact of
235 treatment on the prevalence of disease boosted confidence that long term success could be
achieved simply by promoting better access to chemotherapy. In so doing, the balance of
appropriate topics for consideration within health education changed more and more towards
supporting and sustaining preventive chemotherapy (Savioli *et al.*, 2009). With this increasing focus
on chemotherapy, there was little commensurate response in formalised health education, and for
240 children, very little in the way of context-specific materials that explained the need for repeated
treatment for this complex disease in a simple, child friendly manner (Savioli and Mott, 1989).

With a growing realisation that there was a need to develop appropriate health education
materials for children, the comic-strip medical booklet, '*Juma na Kichocho*' was formally designed in
collaboration with a local artist and then put into production with the support of the WHO (Stothard
245 *et al.*, 2006). The original booklet was in a robust and durable format, being suitably robust to the
demanding conditions typical of primary schools in Zanzibar. During the 1990s, its use remained very
limited. It was not incorporated within the Tanzanian primary school health curriculum and it
languished until it was taken up by the Schistosomiasis Control Initiative as an appropriate health
education tool for use in primary schools, alongside other health education initiatives to create and
250 sustain a demand for treatment (Beanland *et al.*, 2006). While there had been no formal qualitative
or quantitative evaluation of this booklet nor of any others developed in this series for other

diseases (see <http://www.chepe.fr/>), it has been further revised and adapted by Merck-KGa into a more modern cartoon format and entitled “*Bambo has bilharzia: what children should know about bilharzia*” (see http://apps.who.int/iris/bitstream/10665/44636/1/9789241501903_eng.pdf).

255 Measuring the impact of health education on a disease such as schistosomiasis is not simple, especially as it may also interact and have an impact on other diseases of greater notoriety, e.g. interplay with HIV (Lillerud *et al.*, 2010). In communities afflicted by schistosomiasis, there are often low levels of awareness (Mwanga *et al.*, 2004; Stothard *et al.*, 2002a; Stothard *et al.*, 2002b) and misconceptions abound across social groups. For example, perceptions of the disease often vary by
260 gender (Parker 1993; Gazzinelli *et al.*, 2006; Kloos, 1995); and this is evident in places such as Sudan (Parker 1995), Kenya (Musuva *et al.*, 2014), mainland Tanzania (Mwakitalu *et al.*, 2014) and also on Unguja. Recent surveys undertaken by the Zanzibar Elimination of Schistosome Transmission Project, for example, suggest that many still think that *kichocho* is a boy’s disease rather than a girl’s disease (Knopp *et al.*, 2013a; Person *et al.*, 2016). This illustrates a more general need to combine
265 effective communication with preventive chemotherapy campaigns (Fleming *et al.*, 2009; Schall and Diniz, 2001).

In line with the lifecycle depicted in Figure 1, a key feature for both schistosomiasis and malaria was that the majority of children did not realise that reinfection could take place after treatment. This highlights a further problem: there is a tendency to place too little emphasis on
270 personal measures of protection, and too much emphasis on the fail-safe nature of treatment. This can be observed as a group trend, as by pooling questionnaire responses into a single knowledge and attitudes measure by school, it can be seen how this clearly varies by school (see figure 2), ranging more widely for malaria than for schistosomiasis. This variation by school might reflect the quality of health education by school or other factors which are school specific, for example,
275 knowledge and attitudes scores for Rahaleo were much better in 2006 than in 2007. Causal changes in the dynamics of knowledge and attitudes scores of malaria are difficult to explain but can be used in conjunction with knowledge and attitudes scores for schistosomiasis as a useful yardstick or comparator. By pooling scores across schools to obtain school-wide metrics, it is again apparent that scores for schistosomiasis are lower than that for malaria (see figure 3 & 4). Plotting the changes
280 between years allows greater inference in broad trends and it is clear that knowledge and attitudes for malaria have decreased while that for schistosomiasis has increased. Both changes were statistically insignificant by Kolmogorov-Smirnov tests. It can, therefore, be concluded that the intervention of using the booklets did not achieve a tangible impact in terms of raising awareness

and understanding of urogenital schistosomiasis. This is a disappointing finding, given the time and
285 effort allocated to the initiative.

<please insert Fig. 5 near here>

Concurrent parasitological surveys were also undertaken across 28 Ungujan primary schools
where the annual dynamics of infections were recorded. This provided an opportunity to administer
a simple 'yes' and 'no' questionnaire on a variety of disease-specific factors. A more general analysis
290 of these data have been reported elsewhere, but a notable decline in the extent of contaminating
behaviour, i.e. urinating in freshwater, as a 60.3% decrease (from 14.8% to 5.7%) was observed
(Stothard *et al.*, 2009b). No similar decline was observed in levels of reported water contact, playing
in freshwater, which probably indicates that although the two activities are connected they are not
explicitly interdependent (see Fig. 5). For example, a child may continue to play in freshwater since
295 there is no other choice for recreational play but whilst immersed has the choice to urinate or not to
urinate, contingent upon its importance as perceived by the child. Typical of schistosomiasis, there
are many socio-cultural drivers behind these dynamics (Aagaard-Hansen, Mwanga and Bruun, 2009).

There are two particularly important implications from the above. First, as only a minority of
infected children are needed to maintain the transmission cycle at key foci (see figure 1), if they
300 continue to urinate schistosome eggs into the environment, reductions in contamination do not
correlate in a linear manner with decreases in infected snails and therefore environmental infection
risk. To define this aspect more explicitly requires more detailed surveillance of snails and
preliminary investigations show that much greater reductions in contaminating behaviours are
needed to have any impact on the prevalence of pre-patent infections in snails (Allan *et al.*, 2013).
305 Second, there is likely to be a sub-set of children in any population who will find it difficult to adhere
to safe water contact behaviour(s) and in so doing facilitate parasite transmission. Clearly, out-of-
school children will not only fail to receive appropriate health education but they are also more likely
to spend their time engaged in water contact activities (such as playing, bathing and fishing), thereby
contributing to the micro-epidemiology of disease (Rudge *et al.*, 2008). Potential gains in children
310 attending school with health messages being relayed to communities by these children, need to be
offset against those that are unable or unwilling to attend school and miss or avoid treatment, as
seen elsewhere in East Africa (Allen & Parker 2016; Parker et al 2012; Hastings 2016).

Conclusion

The research presented in this article highlights the limitations of health education which attempts
315 to change the knowledge, attitudes and practices of primary school children. Given the

pervasiveness of reinfection, there is, too, a pressing need to understand and more seriously engage with local understandings and responses to urogenital schistosomiasis. As things stand, it is clear that an approach which relies on voluntary behavioural change and assumes that knowledge conveyed in a child-friendly booklet translates into 'rational' behavioural change is inadequate.

320 Given the intricate association of schistosomiasis with children and their water contact activities, there is a pressing need to develop approaches which accommodate local social, economic and ecological realities, if elimination of urogenital schistosomiasis is to be achieved. One promising way forward is to undertake ethnographic research, grounded in political economy, alongside biological research documenting changes occurring in the micro-epidemiology of the island following

325 preventive chemotherapy. Such research will enable a more holistic, biosocial approach to be developed and this, in turn, will enable the design of more effective strategies that foster sustained, behavioural change.

Acknowledgements

Funding support from the Health Foundation UK was gratefully received. The research was approved

330 by the Local Research Ethics Committee (LREC) of Imperial College London (Application 33.18) and by the Zanzibar Medical Research Ethics Committee within the Ministry of Health and Social Welfare. We thank the Schistosomiasis Control Initiative (SCI), Imperial College London for donation of the *Juma na Kichocho* booklets and their support of the helminth control programme together with the African Development Bank (ADB). Special thanks are due to the primary school teachers and children

335 who took part in this exercise and to the field support staff within the HCLU who assisted in this educational campaign. Helpful comments from the reviewers' and editors were gratefully received. We would like to dedicate our paper to the memory of the late Dr Virginnia Schall, a pioneering in health education approaches for schistosomiasis. Copies of the KA questionnaire in English and Kiswahili can be found by following the weblink www.countdownonntds.org/unguja.

References

- Aagaard-Hansen, J., Mwanga, J. R. & Bruun, B.** (2009) Social science perspectives on schistosomiasis control in Africa: past trends and future directions. *Parasitology* **136**, 1747-1758.
- Allan, F., Dunn, A. M., Emery, A. M., Stothard, J. R., Johnston, D. A., Kane, R. A., Khamis, A. N., Mohammed, K. A. & Rollinson, D.** (2013) Use of sentinel snails for the detection of
- 345 *Schistosoma haematobium* transmission on Zanzibar and observations on transmission patterns. *Acta Tropica* **128**, 234-240.
- Allen, T. & Parker, M.** (2016) Deworming delusions and mass drug administration in East African schools. *Journal Biosocial Science*. Add volume and page number when known.

- 350 **Allen, T. & Parker, M.** (2012) Will increased funding for neglected tropical diseases really make poverty history? *Lancet* **379**, 1097-1098.
- Allen, T. & Parker, M.** (2011) The 'Other Diseases' of the Millennium Development Goals: Rhetoric and reality of free drug distribution to cure the poor's parasites. *Third World Quarterly*, **32**: 1, 91-117.
- 355 **Aryeetey, M. E., Aholu, C., Wagatsuma, Y., Bentil, G., Nkrumah, F. K. & Kojima, S.** (1999) Health education and community participation in the control of urinary schistosomiasis in Ghana. *East African Medical Journal* **76**, 324-329.
- Beanland, T. J., Lacey, S. D., Melkman, D. D., Palmer, S., Stothard, J. R., Fleming, F. & Fenwick, A.** (2006) Multimedia materials for education, training, and advocacy in international health: experiences with the Schistosomiasis Control Initiative CD-ROM. *Memorias Do Instituto Oswaldo Cruz* **101**, 87-90.
- 360 **Engels, D. & Mpitabakana, P.** (1989) Schistosomiasis control and health-education in Burundi. *Tropical Medicine and Parasitology* **40**, 226-227.
- Fleming, F. M., Fenwick, A., Tukahebwa, E. M., Lubanga, R. G. N., Namwangye, H., Zaramba, S. & Kabatereine, N. B.** (2009) Process evaluation of schistosomiasis control in Uganda, 2003 to 2006: perceptions, attitudes and constraints of a national programme. *Parasitology* **136**, 1759-1769.
- 365 **Gazzinelli, M. F., Dos Reis, D. C., Kloos, H., Velasquez-Melendez, G., Dutra, I. R. & Gazzinelli, A.** (2006) The impact of two education methods on knowledge of schistosomiasis transmission and prevention among schoolchildren in a rural community in northern Minas Gerais, Brazil. *Memorias Do Instituto Oswaldo Cruz* **101**, 45-53.
- 370 **Hastings, J.** (2016) Rumours, riots and the rejection of mass drug administration for the treatment of schistosomiasis in Morogoro, Tanzania. *Journal of Biosocial Science*.
Add in volume and page numbers when known.
- Kloos, H.** (1995) Human-behaviour, health education and schistosomiasis control - a review. *Social Science & Medicine* **40**, 1497-1511.
- 375 **Knopp, S., Person, B., Ame, S. M., Mohammed, K. A., Ali, S. M., Khamis, I. S., Rabone, M., Allan, F., Gouvas, A., Blair, L., Fenwick, A., Utzinger, J. & Rollinson, D.** (2013a) Elimination of schistosomiasis transmission in Zanzibar: baseline findings before the onset of a randomized intervention trial. *PLoS Neglected Tropical Diseases* **7**. DOI: e247410.1371/journal.pntd.0002474.
- 380 **Knopp, S., Stothard, J. R., Rollinson, D., Mohammed, K. A., Khamis, I. S., Marti, H. & Utzinger, J.** (2013b) From morbidity control to transmission control: time to change tactics against helminths on Unguja Island, Zanzibar. *Acta Tropica* **128**, 412-422.

- 385 **Lansdown, R., Ledward, A., Hall, A., Issae, W., Yona, E., Matulu, J., Mweta, M., Kihamia, C., Nyandindi, U. & Bundy, D.** (2002) Schistosomiasis, helminth infection and health education in Tanzania: achieving behaviour change in primary schools. *Health Education Research* **17**, 425-433.
- 390 **Lillerud, L. E., Stuestoel, V. M., Hoel, R. E., Rukeba, Z. & Kjetland, E. F.** (2010) Exploring the feasibility and possible efficacy of mass treatment and education of young females as schistosomiasis influences the HIV epidemic. *Archives of Gynecology and Obstetrics* **281**, 455-460.
- 395 **Macdonald, G., Forsyth, D. M., Rayski, C. & Rashid, C.** (1968) Control of urinary schistosomiasis – trials of niridazole and other drugs in children attending primary schools in Zanzibar Tanzania and the failure of a pilot eradication programme. *Annals of Tropical Medicine and Parasitology* **62**, 407-414.
- Mazigo, H. D., Nuwaha, F., Kinung'hi, S. M., Morona, D., De Moira, A. P., Wilson, S., Heukelbach, J. & Dunne, D. W.** (2012) Epidemiology and control of human schistosomiasis in Tanzania. *Parasites & Vectors* **5**. DOI: 27410.1186/1756-3305-5-274.
- 400 **Mgeni, A. F., Kisumku, U. M., Mccullough, F. S., Dixon, H., Yoon, S. S. & Mott, K. E.** (1990) Metrifonate in the control of urinary schistosomiasis in Zanzibar. *Bulletin of the World Health Organization* **68**, 721-730.
- 405 **Mohammed, K. A., Haji, H. J., Gabrielli, A.-F., Mubila, L., Biswas, G., Chitsulo, L., Bradley, M. H., Engels, D., Savioli, L. & Molyneux, D. H.** (2008) Triple co-administration of ivermectin, albendazole and praziquantel in Zanzibar: a safety study. *PLoS Neglected Tropical Diseases* **2**, DOI: e17110.1371/journal.pntd.0000171.
- Musuva, R. M., Awiti, A., Omedo, M., Ogutu, M., Secor, W. E., Montgomery, S. P., Alaii, J. & Mwinzi, P. N. M.** (2014) Community knowledge, attitudes and practices on schistosomiasis in Western Kenya-The SCORE Project. *American Journal of Tropical Medicine and Hygiene* **90**, 646-652.
- 410 **Mwakitalu, M. E., Malecela, M. N., Masha, F. W. & Sinionsen, P. E.** (2014) Urban schistosomiasis and soil transmitted helminthiasis in young school children in Dar es Salaam and Tanga, Tanzania, after a decade of anthelmintic intervention. *Acta Tropica* **133**, 35-41.
- 415 **Mwanga, J. R., Magnussen, P., Mugashe, C. L., Gabone, R. M. & Aagaard-Hansen, J.** (2004) Schistosomiasis-related perceptions, attitudes and treatment-seeking practices in Magu district, Tanzania: Public health implications. *Journal of Biosocial Science* **36**(1), 63-81.

- Parker, M. & Allen, T.** (2014) De-politicizing parasites: reflections on attempts to control the control of neglected tropical diseases. *Medical Anthropology* **33**, 223-239.
- Parker, M., Allen, T., Pearson, G., Peach, N., Flynn, R. & Rees, N.** (2012) Border parasites: schistosomiasis control among Uganda's fisherfolk. *Journal of Eastern African Studies* **6** (1), 97-122.
- Parker, M. & Allen, T.** (2011) Does mass drug administration for the integrated treatment of neglected tropical diseases really work? Assessing evidence for the control of schistosomiasis and soil-transmitted helminths in Uganda. *Health Research Policy and Systems* **9**. DOI: 310.1186/1478-4505-9-3.
- Parker, M., Allen, T. & Hastings, J.** (2008) Resisting control of neglected tropical diseases: Dilemmas in the mass treatment of schistosomiasis and soil-transmitted helminths in north-west Uganda. *Journal of Biosocial Science* **40**, 161-181.
- Parker, M.** (1995) Living with schistosomes: adaptation, accommodation or severe ill-health?, in A.J.Boyce and V.Reynolds (eds.), *Human populations: diversity and adaptability*. Oxford: Oxford University Press, pp.155-173.
- Parker, M.** (1993) Bilharzia and the boys: questioning common assumptions, *Social Science and Medicine*, **37** (4), 481-492.
- Person, B., Knopp, S., Ali, S. M., Mohammed, K. A., Khamis, A. N., A'kadir, F. M., Ali, J. N., Lymo, J. H. & Rollinson, D.** (this volume) Community co-designed schistosomiasis control interventions for school-aged children in Zanzibar: lessons learned from a human-centred design approach. *Journal of Biosocial Science*.
- Rollinson, D., Knopp, S., Levitz, S., Stothard, J. R., Tchuente, L.-a. T., Garba, A., Mohammed, K. A., Schur, N., Person, B., Colley, D. G. & Utzinger, J.** (2013) Time to set the agenda for schistosomiasis elimination. *Acta Tropica* **128**, 423-440.
- Rudge, J. W., Stothard, J. R., Basanez, M.-G., Mgeni, A. F., Khamis, I. S., Khamis, A. N. & Rollinson, D.** (2008) Micro-epidemiology of urinary schistosomiasis in Zanzibar: Local risk factors associated with distribution of infections among schoolchildren and relevance for control. *Acta Tropica* **105**, 45-54.
- Savioli, L., Gabrielli, A. F., Montresor, A., Chitsulo, L. & Engels, D.** (2009) Schistosomiasis control in Africa: 8 years after World Health Assembly Resolution 54.19. *Parasitology* **136**, 1677-1681.
- Savioli, L., Hatz, C., Dixon, H., Kisumku, U. M. & Mott, K. E.** (1990) Control of morbidity due to *Schistosoma haematobium* on Pemba Island - egg excretion and hematuria as indicators of infection. *American Journal of Tropical Medicine and Hygiene* **43**, 289-295.

- 450 **Savioli, L. & Mott, K. E.** (1989) Urinary schistosomiasis on Pemba Island: low-cost diagnosis for control in a primary health care setting. *Parasitology Today* **5**, 333-337.
- Schall, V. & Diniz, M. C. P.** (2001) Information and education in schistosomiasis control: An analysis of the situation in the state of Minas Gerais, Brazil. *Memorias Do Instituto Oswaldo Cruz* **96**, 35-43.
- Sokal, R. R. & Rohlf, F. J.** (1995) *Biometry*. W.H.Freeman and Company. New York, USA.
- 455 **Stothard, J. R., Ameri, H., Khamis, I. S., Blair, L., Nyandindi, U. S., Kane, R. A., Johnston, D. A., Webster, B. L. & Rollinson, D.** (2013) Parasitological and malacological surveys reveal urogenital schistosomiasis on Mafia Island, Tanzania to be an imported infection. *Acta Tropica* **128**, 326-333.
- 460 **Stothard, J. R., Chitsulo, L., Kristensen, T. K. & Utzinger, J.** (2009a) Control of schistosomiasis in sub-Saharan Africa: progress made, new opportunities and remaining challenges. *Parasitology* **136**, 1665-1675.
- Stothard, J. R., French, M. D., Khamis, I. S., Basanez, M.-G. & Rollinson, D.** (2009b) The epidemiology and control of urinary schistosomiasis and soil-transmitted helminthiasis in schoolchildren on Unguja Island, Zanzibar. *Transactions of the Royal Society of Tropical Medicine and Hygiene* **103**, 1031-1044.
- 465 **Stothard, J. R., Loxton, N., Rollinson, D., Mgeni, A. F., Khamis, S., Ameri, H., Ramsan, M. & Savioli, L.** (2000) The transmission status of *Bulinus* on Zanzibar Island (Unguja), with implications for control of urinary schistosomiasis. *Annals of Tropical Medicine and Parasitology* **94**, 87-94.
- 470 **Stothard, J. R., Loxton, N. J. & Rollinson, D.** (2002) Freshwater snails on Mafia Island, Tanzania with special emphasis upon the genus *Bulinus* (Gastropoda : Planorbidae). *Journal of Zoology* **257**, 353-364.
- Stothard, J. R., Mgeni, A. F., Khamis, S., Seto, E., Ramsan, M., Hubbard, S. J. & Kristensen, T. K.** (2002a) Royal Society of Tropical Medicine and Hygiene Meeting at Manson House, London, 21 February 2002, Fresh from the field: New insights into the transmission biology of urinary schistosomiasis in Zanzibar. *Transactions of the Royal Society of Tropical Medicine and Hygiene* **96**, 470-475.
- 475 **Stothard, J. R., Mgeni, A. F., Khamis, S., Seto, E., Ramsan, M. & Rollinson, D.** (2002b) Urinary schistosomiasis in schoolchildren on Zanzibar Island (Unguja), Tanzania: a parasitological survey supplemented with questionnaires. *Transactions of the Royal Society of Tropical Medicine and Hygiene* **96**, 507-514.
- 480 **Stothard, J. R., Mook, P., Mgeni, A. F., Khamis, I. S., Khamis, A. N. & Rollinson, D.** (2006) Control of

- urinary schistosomiasis on Zanzibar (Unguja Island): a pilot evaluation of the educational impact of the Juma na Kichocho health booklet within primary schools. *Memorias Do Instituto Oswaldo Cruz* **101**, 119-124.
- 485
- Stothard, J. R. & Rollinson, D.** (1997) Molecular characterization of *Bulinus globosus* and *B. nasutus* on Zanzibar, and an investigation of their roles in the epidemiology of *Schistosoma haematobium*. *Transactions of the Royal Society of Tropical Medicine and Hygiene* **91**, 353-357.
- 490
- Stothard, J. R., Sousa-Figueiredo, J. C. & Navaratnam, A. M. D.** (2013) Advocacy, policies and practicalities of preventive chemotherapy campaigns for African children with schistosomiasis. *Expert Review of Anti-Infective Therapy* **11**, 733-752.
- Teesdale, C. H.** (1986) The role of health-education to reduce transmission of schistosomiasis. *Tropical Medicine and Parasitology* **37**, 184-185.
- 495
- Utzinger, J., Raso, G., Brooker, S., De Savigny, D., Tanner, M., Ornbjerg, N., Singer, B. H. & N'goran, E. K.** (2009) Schistosomiasis and neglected tropical diseases: towards integrated and sustainable control and a word of caution. *Parasitology* **136**, 1859-1874.
- Vercruyse, J., Shaw, D. J. & De Bont, J.** (2001) Index of potential contamination for schistosomiasis. *Trends in Parasitology* **17**, 256-261.
- 500
- WHO.** (1990) *Health education in the control of schistosomiasis*. World Health Organization.
- WHO.** (2013) *Sustaining the drive to overcome the global impact of neglected tropical disease: Second WHO report on neglected tropical diseases*. World Health Organisation, Geneva.
- Yuan, L. P., Manderson, L., Tempongko, M. S. B., Wei, W. Y. & Aiguo, P.** (2000) The impact of educational videotapes on water contact behaviour of primary school students in the Dongting Lakes region, China. *Tropical Medicine & International Health* **5**, 538-544.
- 505

Table 1. Locations and names of the 18 sampled schools with egg-patent prevalence of infection as observed in 2004 surveys (Stothard et al., 2009b) and the number pupils where questionnaire responses were obtained in 2005 and 2006.

District	School (2004 prevalence of <i>S. haematobium</i>), Questionnaire respondents in 2005 and 2006
North A	Kinyasini (61%), 42 & 50
	Chaani (39%), 46 & 44
	Pwani mchangani (2%), 50 & 49
	Nungwi (2%), 40 & 49
North B	Kitope (54%), 41 & 48
	Mahonda (30%), 39 & 50
	Fujoni (7%), 39 & 45
	Mwanda (3%), 40 & 36
Central	Mwera (18%), 45 & 49
	Kiboje (15%), 40 & 48
	Mchangani (17%), 40 & 39
	Uzini (3%), 44 & 39
South	Mtende (0%), 39 & 30
	Muyuni (2%), 35 & 31
	Kizimkazi (0%), 40 & 39
West	Regeza mwendo (9%), 50 & 41
Urban	Jangombe B msingi (5%), 41 & 43
	Rahaleo (0%), 40 & 49

515 **Fig. 1.** Epidemiological aspects of the lifecycle of urogenital schistosomiasis pertinent to control and
introducing the use of *Juma na kichocho* booklet in health education; a schematic diagram of the
contamination and infection processes as played out in freshwater and opportunities for treatment
with praziquantel. Key: *Process 1*- a previously infected child/adult enters the local area; *process 2*-
freshwater habitat where susceptible snails exist is contaminated by infected urine(s) containing
schistosome eggs; *process 3*- hatched miracidia infect and develop in snail(s) that later release
schistosome cercariae, often on a daily basis until the snail dies, typically infecting people upon
520 subsequent water contact(s) [**NOTE the person responsible for original contamination can become hyper-**
parasitized by further water contact(s)]; *process 4*- additional people become infected and in turn
contribute to process 2; *process 5*- individuals can be treated with praziquantel (40 mg/kg) by
school-teachers or health centre staff and *process 6*- if treatment is successful the current infection
is cleared the individual cannot contaminate the environment but is still vulnerable to re-infection
525 should water contact continue.

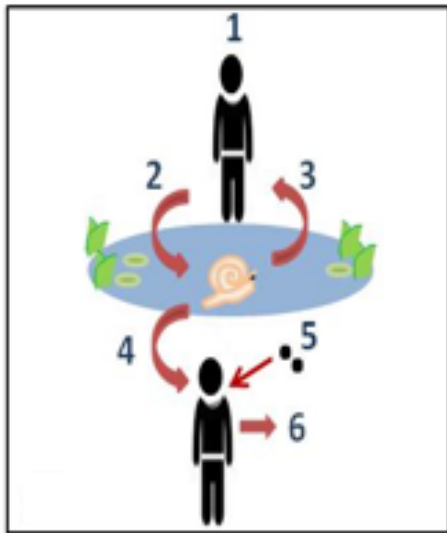


Fig. 2. Outline map of Unguja Island (light grey) with the locations of the 18 sampled study schools. The associated responses for 5 KA questions each posed specifically for malaria and schistosomiasis are indicated by school. The corresponding pie-charts of mean responses are depicted in the centre portion of the plot. Owing to poor quality data, i.e. likely being fictitious, responses from 4 schools are omitted. Key: Black portion of pie char corresponds to a correct response while white portion is an incorrect response, sectors in grey are a correct fractional response to a multiple choice question.

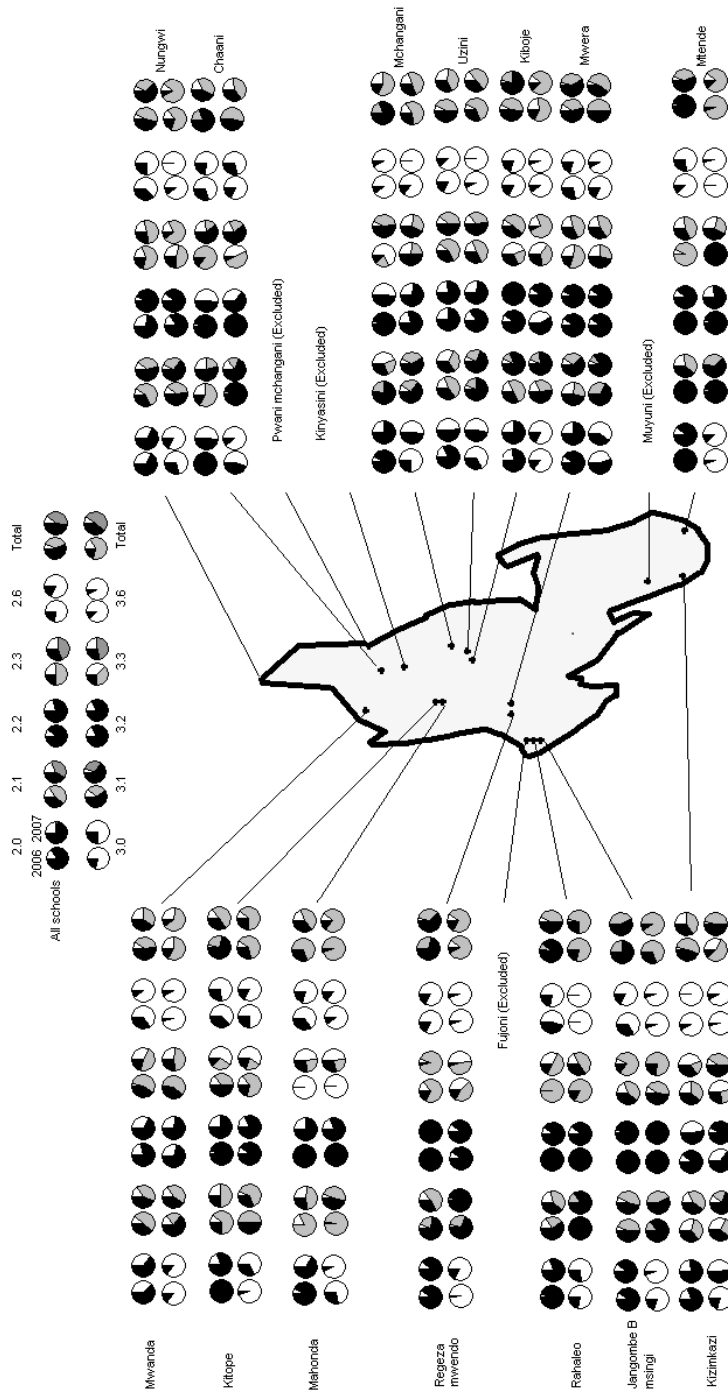


Fig. 3. Changes in average knowledge and attitudes score in available data from 14 sampled schools in box and whisker plots by year (2005 and 2006). With the overlapping nature of the quintiles, observed changes in scores were not of statistical significance although observed improvements at Kizimkazi, a school in the non-endemic zone, show near significance for knowledge and attitudes for schistosomiasis alone.

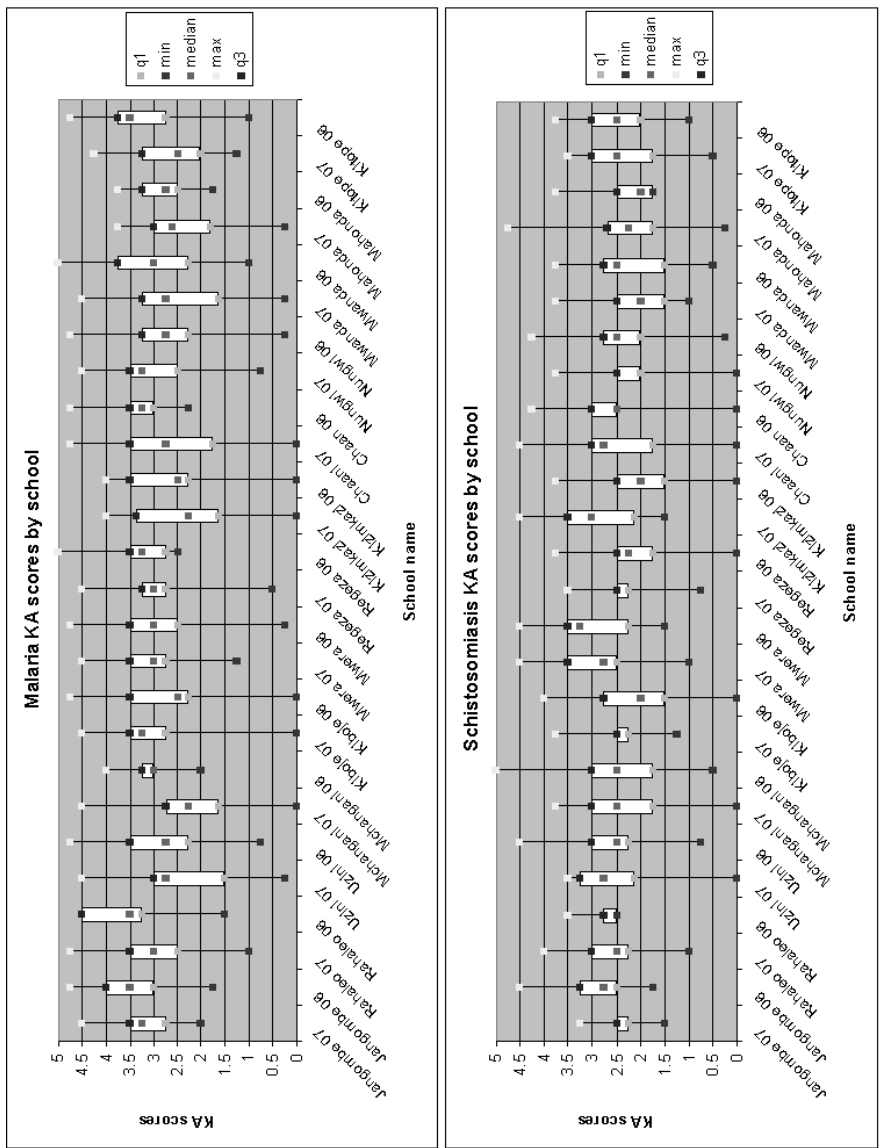
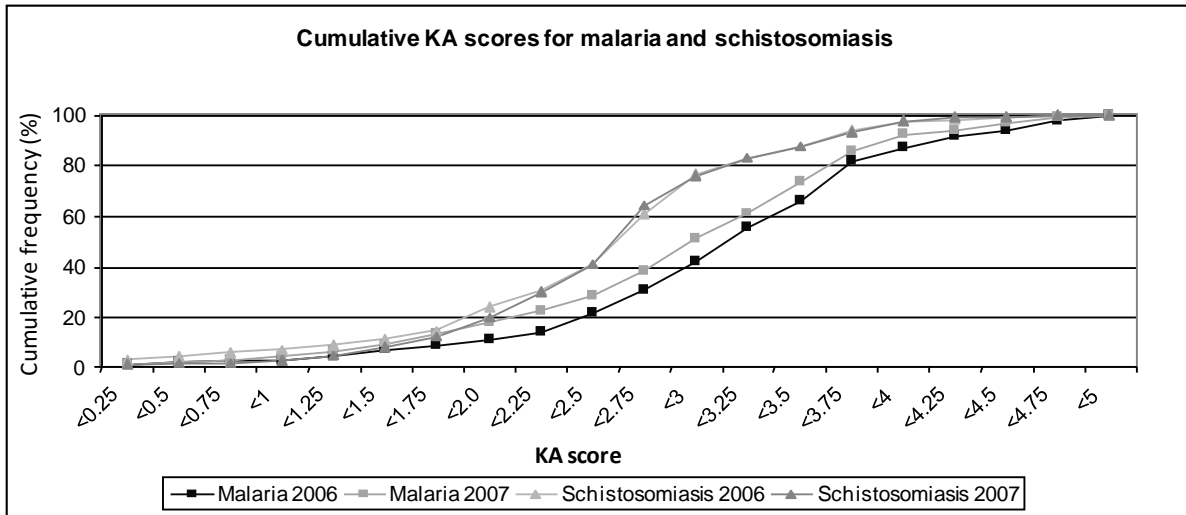
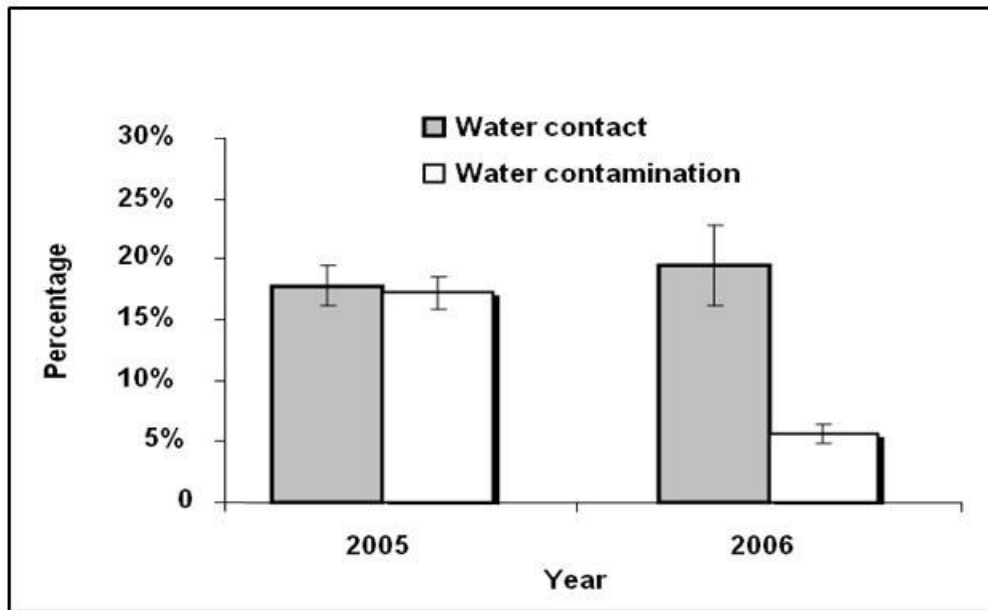


Fig. 4. Line plot of cumulative knowledge and attitudes scores for 2006 and 2007 shows a general decrease in knowledge and attitude score for malaria with a largely identical distribution of knowledge and attitudes scores for schistosomiasis.



555 **Fig. 5.** Bar chart with 95% confidence interval error bars of recalled water contact behaviours of children examined as part of annual surveys within 24 sentinel schools on Unguja (Stothard et al. 2009). Water contact scores are expressed as percentages of a maximum score of 1 representing positive answers to each of three water contact questions (i.e. playing, working, and washing in water bodies). Water contamination is assessed by the prevalence of positive answers to the question of whether the child urinated in water.



560