



Cochrane
Library

Cochrane Database of Systematic Reviews

Antibiotic prophylaxis for operative vaginal delivery (Review)

Liabsuetrakul T, Choobun T, Peeyananjarassri K, Islam QM

Liabsuetrakul T, Choobun T, Peeyananjarassri K, Islam QM.

Antibiotic prophylaxis for operative vaginal delivery.

Cochrane Database of Systematic Reviews 2017, Issue 8. Art. No.: CD004455.

DOI: 10.1002/14651858.CD004455.pub4.

www.cochranelibrary.com

TABLE OF CONTENTS

HEADER	1
ABSTRACT	1
PLAIN LANGUAGE SUMMARY	2
SUMMARY OF FINDINGS FOR THE MAIN COMPARISON	3
BACKGROUND	5
OBJECTIVES	5
METHODS	6
RESULTS	9
Figure 1.	10
Figure 2.	11
Figure 3.	12
DISCUSSION	13
AUTHORS' CONCLUSIONS	13
ACKNOWLEDGEMENTS	14
REFERENCES	14
CHARACTERISTICS OF STUDIES	16
DATA AND ANALYSES	19
Analysis 1.1. Comparison 1 Any antibiotics versus placebo or no treatment, Outcome 1 Endometritis.	19
Analysis 1.2. Comparison 1 Any antibiotics versus placebo or no treatment, Outcome 2 Maternal length of stay.	20
APPENDICES	20
WHAT'S NEW	20
HISTORY	20
CONTRIBUTIONS OF AUTHORS	21
DECLARATIONS OF INTEREST	22
SOURCES OF SUPPORT	22
DIFFERENCES BETWEEN PROTOCOL AND REVIEW	22
INDEX TERMS	22

[Intervention Review]

Antibiotic prophylaxis for operative vaginal delivery

Tippawan Liabsuetrakul¹, Thanapan Choobun², Krantarat Peeyanjarassri², Q Monir Islam³

¹Epidemiology Unit, Faculty of Medicine, Prince of Songkla University, Hat Yai, Thailand. ²Department of Obstetrics and Gynecology, Faculty of Medicine, Prince of Songkla University, Hat Yai, Thailand. ³Liverpool School of Tropical Medicine, Liverpool, UK

Contact address: Tippawan Liabsuetrakul, Epidemiology Unit, Faculty of Medicine, Prince of Songkla University, Hat Yai, Songkhla, 90110, Thailand. tippawan.l@psu.ac.th, ltippawa@hotmail.com.

Editorial group: Cochrane Pregnancy and Childbirth Group.

Publication status and date: New search for studies and content updated (no change to conclusions), published in Issue 8, 2017.

Citation: Liabsuetrakul T, Choobun T, Peeyanjarassri K, Islam QM. Antibiotic prophylaxis for operative vaginal delivery. *Cochrane Database of Systematic Reviews* 2017, Issue 8. Art. No.: CD004455. DOI: 10.1002/14651858.CD004455.pub4.

Copyright © 2017 The Cochrane Collaboration. Published by John Wiley & Sons, Ltd.

ABSTRACT

Background

Vacuum and forceps assisted vaginal deliveries are reported to increase the incidence of postpartum infections and maternal readmission to hospital compared to spontaneous vaginal delivery. Prophylactic antibiotics may be prescribed to prevent these infections. However, the benefit of antibiotic prophylaxis for operative vaginal deliveries is still unclear.

Objectives

To assess the effectiveness and safety of antibiotic prophylaxis in reducing infectious puerperal morbidities in women undergoing operative vaginal deliveries including vacuum or forceps deliveries, or both.

Search methods

We searched Cochrane Pregnancy and Childbirth's Trials Register (12 July 2017), ClinicalTrials.gov, the WHO International Clinical Trials Registry Platform (ICTRP) (12 July 2017) and reference lists of retrieved studies.

Selection criteria

All randomised trials comparing any prophylactic antibiotic regimens with placebo or no treatment in women undergoing vacuum or forceps deliveries were eligible. Participants were all pregnant women without evidence of infections or other indications for antibiotics of any gestational age undergoing vacuum or forceps delivery for any indications. Interventions were any antibiotic prophylaxis (any dosage regimen, any route of administration or at any time during delivery or the puerperium) compared with either placebo or no treatment.

Data collection and analysis

Two review authors assessed trial eligibility and methodological quality. Two review authors extracted the data independently using prepared data extraction forms. Any discrepancies were resolved by discussion and a consensus reached through discussion with all review authors. We assessed methodological quality of the one included trial using the GRADE approach.

Main results

One trial, involving 393 women undergoing either vacuum or forceps deliveries, was included. The trial compared the antibiotic intravenous cefotetan after cord clamping compared with no treatment. This trial reported only two out of the nine outcomes specified in this review. Seven women in the group given no antibiotics had endomyometritis and none in prophylactic antibiotic group, the risk reduction was 93% (risk ratio (RR) 0.07; 95% confidence interval (CI) 0.00 to 1.21; low-quality evidence). There was no difference

Antibiotic prophylaxis for operative vaginal delivery (Review)

Copyright © 2017 The Cochrane Collaboration. Published by John Wiley & Sons, Ltd.

1

in the length of hospital stay between the two groups (mean difference (MD) 0.09 days; 95% CI -0.23 to 0.41; low-quality evidence). Overall, the risk of bias was judged to be unclear. The quality of the evidence using GRADE was low for both endometritis and maternal length of stay.

Authors' conclusions

One small trial was identified reporting only two outcomes. Evidence from this single trial suggests that antibiotic prophylaxis may lead to little or no difference in endometritis or maternal length of stay. There were no data on any other outcomes to evaluate the impact of antibiotic prophylaxis after operative vaginal delivery. Future research on antibiotic prophylaxis for operative vaginal delivery is needed to conclude whether it is useful for reducing postpartum morbidity.

PLAIN LANGUAGE SUMMARY

Is antibiotic prophylaxis effective or safe for women undergoing operative vaginal delivery?

What is the issue?

We wanted to assess whether giving antibiotics to all women undergoing operative vaginal deliveries (using vacuum suction or forceps) prevents infections in the mother without increasing other adverse outcomes in the mother and baby.

Why is this important?

Women who undergo vacuum or forceps assisted vaginal births may be more likely to have an infection after the birth or be re-admitted to hospital after the birth when compared to women who experience a normal spontaneous vaginal birth. The main reasons for an operative vaginal delivery are a prolonged second stage of labour, suspicion of problems with the baby and a desire to shorten the second stage of labour for maternal benefit.

Prophylactic antibiotics may be used to prevent or reduce the risk of these infections. However, there are still some doubts about the benefit of prophylactic antibiotics in reducing postpartum infection after operative vaginal delivery.

What evidence did we find?

We searched for evidence in July 2017 and identified only one study published in 1989. The study included 393 women undergoing either vacuum or forceps delivery comparing those receiving the antibiotic cefotetan with those women who received no treatment. There were no differences between the two groups of women in terms of age, previous pregnancies and other important characteristics. The only two outcomes reported in the trial were infection of the uterus (endometritis) and length of hospital stay. The trial reported that seven women had an infection of the uterus (endometritis) in the group that did not receive any antibiotics. No woman in the antibiotic group was reported to have an infection. Giving antibiotics had no effect on length of hospital stay for the mother for either group. The quality of the evidence for these two outcomes was assessed as being low: the evidence comes from a single trial, which included a very small number of women and reported on only two outcomes.

What does this mean?

Evidence from this single trial suggests that antibiotic prophylaxis may lead to little or no difference in endometritis or maternal length of stay. There were no data on any other outcomes to evaluate the impact of antibiotics for preventing infection after operative vaginal delivery. Future research on antibiotic prophylaxis for operative vaginal delivery is needed to provide evidence on whether it is a useful intervention.

SUMMARY OF FINDINGS FOR THE MAIN COMPARISON [\[Explanation\]](#)

Any antibiotics versus placebo or no treatment for operative vaginal delivery						
Population: women undergoing operative vaginal delivery Settings: a hospital in USA Intervention: any antibiotics Comparison: placebo or no treatment						
Outcomes	Illustrative comparative risks* (95% CI)		Relative effect (95% CI)	No of participants (studies)	Quality of the evidence (GRADE)	Comments
	Assumed risk	Corresponding risk				
	Control	Any antibiotics versus placebo or no treatment				
Endometritis	Study population		RR 0.07 (0 to 1.21)	393 (1 study)	⊕⊕○○ low ¹	
	35 per 1000	2 per 1000 (0 to 42)				
	Moderate					
	35 per 1000	2 per 1000 (0 to 42)				
Maternal length of hospital stay (days)		The mean maternal length of stay in the intervention groups was 0.09 higher (0.23 lower to 0.41 higher)		393 (1 study)	⊕⊕○○ low ¹	
Fever	Not estimable			0 (no study)	See comment	This outcome was not reported in the one included study.

Infected episiotomy/perineal/vaginal laceration	Not estimable	0 (no study)	See comment	This outcome was not reported in the one included study.
Urinary tract infection	Not estimable	0 (no study)	See comment	This outcome was not reported in the one included study.
Serious infectious complications	Not estimable	0 (no study)	See comment	This outcome was not reported in the one included study.
Maternal adverse reactions	Not estimable	0 (no study)	See comment	This outcome was not reported in the one included study.

*The basis for the **assumed risk** (e.g. the median control group risk across studies) is provided in footnotes. The **corresponding risk** (and its 95% confidence interval) is based on the assumed risk in the comparison group and the **relative effect** of the intervention (and its 95% CI).
CI: Confidence interval; **RR**: Risk ratio;

GRADE Working Group grades of evidence

High quality: Further research is very unlikely to change our confidence in the estimate of effect.

Moderate quality: Further research is likely to have an important impact on our confidence in the estimate of effect and may change the estimate.

Low quality: Further research is very likely to have an important impact on our confidence in the estimate of effect and is likely to change the estimate.

Very low quality: We are very uncertain about the estimate.

¹ Wide confidence interval crossing the line of no effect, few events and a small sample size.

BACKGROUND

Description of the condition

Operative vaginal delivery is the term used to describe delivery of the fetal head assisted by either vacuum extractor or forceps. The commonest indications for operative vaginal delivery are prolonged second stage of labour, suspicion of immediate or potential fetal compromise and shortening of the second stage of labour for maternal benefit (ACOG 2001). The rates of operative vaginal delivery reported variously by centres in different countries (Cammu 2011; Hanley 2010; Hehir 2013; Jani 2002; Kabiru 2001; Lawani 2014; Mola 2011; Walsh 2013) range from 2.1% in Papua New Guinea (Mola 2011) to 19.2% of all births in Northern Belgium (Cammu 2011).

The risk of postpartum infection is increased after operative vaginal birth because of higher rates of vaginal lacerations, routine bladder catheterisation, multiple vaginal examinations, insertion of instruments into the vagina and contamination (Chaim 2000; Pranchev 1993). Instrumental deliveries require additional vaginal examinations, a known risk factor for endometritis and febrile morbidity (Chang 1992; Dare 1998). Insertion of instruments and contamination is also assumed to be one of the risks of postpartum infection because of difficulties in adhering to aseptic practices during delivery (Dare 1998).

Description of the intervention

Antibiotic prophylaxis is one of the methods used to reduce the risk of postpartum infections. It has been widely studied in obstetrics and has shown to be effective in reducing postoperative puerperal morbidity after caesarean section in a Cochrane review (Smail 2014). However, there are still some doubts about the benefit of prophylactic antibiotics in reducing postpartum infection after operative vaginal delivery.

How the intervention might work

The reported incidence of postpartum infection or endometritis after operative vaginal delivery varied from 3.5% to 16% (Hagadorn-Freathy 1991; Heitmann 1989; Kabiru 2001; Williams 1991). In addition, the outcomes of readmission within 60 days after delivery and maternal sepsis have been reported as increased in incidence following the use of operative vaginal delivery in comparison with spontaneous vaginal delivery (Acosta 2014; Liu 2005). Postpartum infection not only affects the physical status of the mother and prolongs hospital stay after birth but also significantly impacts on the psychological well-being of the mother (ACOG 2001).

The most common micro-organisms in the genitourinary tract causing postpartum morbidities such as fever, endometritis, infected episiotomy/vaginal laceration or urinary tract infection are Enterococci, Streptococci, Staphylococci, Gram-negative bacilli and anaerobes (Kok 2000; Stray-Pedersen 1988). Group B streptococcus, *Enterococcus*, *Gardnerella vaginalis*, *Staphylococcus aureus* and anaerobe bacteria were usually recovered from the cervix and endometrium among febrile postpartum women (Eschenbach 1986).

Why it is important to do this review

Previous studies (Janisch 1979; Rechlin 1988) have indicated that prophylactic antibiotics may not be necessary due to the relatively low risk of infectious morbidity, and uncertain effect on puerperal fever. Aseptic precautions during operative vaginal delivery may be enough to prevent postpartum infection (Janisch 1979). In contrast, other studies did suggest that antibiotic prophylaxis might reduce the risk of infection after normal vaginal delivery and operative vaginal delivery (Fernandez 1993; Heitmann 1989). Criscuolo 1990 suggested that the cost of prophylactic antibiotics could be much lower compared with the cost of treating the complications of infection related to procedures during delivery. However, widespread use of antibiotics may contribute to the development of antibiotic-resistant bacteria (Towers 1998; Weinstein 1996). A study in Vietnam found that 98% of women who gave birth vaginally received antibiotics (Ngoc 2005). In addition, antibiotics may contaminate breast milk, as well as cause adverse reactions such as rash or antibiotic-related diarrhoea (Dancer 2004).

There is also a concern that there may be a significantly increased risk of third or fourth degree tears, severe maternal morbidity and death, perinatal mortality and neonatal mortality in women with operative vaginal birth compared with normal birth (Angioli 2000; Lumbiganon 2010). The incidence of third- and fourth-degree tears reported range from 1% to 36% of all births (Boucoiran 2010; Goldberg 2003; Johnson 2004; Nkwabong 2011; Panigrahy 2008; Prapas 2009). The rate of perineal wound complication measured at two weeks postpartum was found to be significantly lower with the use of antibiotic prophylaxis; however, loss to follow-up was high and thus these results should be interpreted with caution (Buppasiri 2014; Duggal 2008).

Therefore, the effectiveness of antibiotic prophylaxis for operative vaginal delivery needs to be carefully evaluated.

OBJECTIVES

To assess the effectiveness and safety of antibiotic prophylaxis in reducing infectious puerperal morbidities in women undergoing

operative vaginal deliveries including vacuum or forceps delivery, or both.

METHODS

Criteria for considering studies for this review

Types of studies

All randomised trials comparing any prophylactic antibiotic regimens with placebo or no treatment in women undergoing vacuum or forceps deliveries. Cluster-trials were eligible for inclusion. Quasi-randomised and cross-over trials were not eligible for inclusion.

Types of participants

Pregnant women without evidence of infections or other indications for antibiotics of any gestational age undergoing vacuum or forceps deliveries for any indications.

Types of interventions

Any antibiotic prophylaxis (any dosage regimen, any route of administration or at any time during delivery or puerperium) compared with either placebo or no treatment.

Types of outcome measures

We considered the following clinical outcomes.

Primary outcomes

1. Fever (body temperature of 38 degrees celsius or higher) occurring on any two occasions in the first 10 days postpartum, exclusive of the first 24 hours
2. Infected episiotomy/perineal/vaginal laceration (oedematous, erythematous, wound edge with pain, serosanguineous or frankly purulent material or wound dehiscence)
3. Endometritis (fever and uterine tenderness or heavy bleeding)
4. Urinary tract infection (fever or dysuria and positive urine culture)
5. Serious infectious complications (such as bacteraemia, septic shock, septic thrombophlebitis, necrotising fasciitis or death attributed to infection)

Secondary outcomes

1. Maternal adverse reactions such as allergic reactions, anaphylaxis, antibiotic-associated diarrhoea
2. Maternal length of stay
3. Costs
4. Neonatal adverse reactions such as such as jaundice, early neonatal infection, or any infant outcomes reported

Search methods for identification of studies

The following methods section of this review was based on a standard template used by Cochrane Pregnancy and Childbirth.

Electronic searches

We searched Cochrane Pregnancy and Childbirth's Trials Register by contacting their Information Specialist (12 July 2017). The Register is a database containing over 23,000 reports of controlled trials in the field of pregnancy and childbirth. For full search methods used to populate Pregnancy and Childbirth's Trials Register including the detailed search strategies for CENTRAL, MEDLINE, Embase and CINAHL; the list of handsearched journals and conference proceedings, and the list of journals reviewed via the current awareness service, please follow this link to the editorial information about the [Cochrane Pregnancy and Childbirth](#) in the Cochrane Library and select the '*Specialized Register*' section from the options on the left side of the screen.

Briefly, the Cochrane Pregnancy and Childbirth's Trials Register is maintained by their Information Specialist and contains trials identified from:

1. monthly searches of the Cochrane Central Register of Controlled Trials (CENTRAL);
2. weekly searches of MEDLINE (Ovid);
3. weekly searches of Embase (Ovid);
4. monthly searches of CINAHL (EBSCO);
5. handsearches of 30 journals and the proceedings of major conferences;
6. weekly current awareness alerts for a further 44 journals plus monthly BioMed Central email alerts.

Search results are screened by two people and the full text of all relevant trial reports identified through the searching activities described above is reviewed. Based on the intervention described, each trial report is assigned a number that corresponds to a specific Pregnancy and Childbirth review topic (or topics), and is then added to the Register. The Information Specialist searches the Register for each review using this topic number rather than keywords. This results in a more specific search set that has been fully accounted for in the relevant review sections ([Included studies](#); [Excluded studies](#); [Ongoing studies](#)).

In addition, we searched [ClinicalTrials.gov](#) and the WHO International Clinical Trials Registry Platform ([ICTRP](#)) for unpub-

lished, planned and ongoing trial reports (12 July 2017) using the search terms given in [Appendix 1](#).

Searching other resources

We searched the reference lists of retrieved studies.
We did not apply any language or date restrictions.

Data collection and analysis

For methods used in the previous version of this review, see [Liabsuetrakul 2014b](#).

For this update, we planned to use the following methods. One new ongoing study was identified (ANODE 2015) and we will review it in the next update.

The following methods section of this review is based on a standard template used by Cochrane Pregnancy and Childbirth.

Selection of studies

Two review authors independently assessed for inclusion all the potential studies identified as a result of the search strategy. We resolved any disagreement through discussion or, if required, we consulted the third review author.

Data extraction and management

We designed a form to extract data. For eligible studies, two review authors extracted the data using the agreed form. We resolved discrepancies through discussion or, if required, we consulted the third review author. Data were entered into Review Manager software ([RevMan 2014](#)) and checked for accuracy.

When information regarding any of the above was unclear, we planned to contact authors of the original reports to provide further details.

Assessment of risk of bias in included studies

Two review authors independently assessed risk of bias for each study using the criteria outlined in the *Cochrane Handbook for Systematic Reviews of Interventions* ([Higgins 2011](#)). Any disagreement was resolved by discussion or by involving a third assessor.

(1) Random sequence generation (checking for possible selection bias)

We described for the one included study the method used to generate the allocation sequence in sufficient detail to allow an assessment of whether it should produce comparable groups.

We assessed the method as:

- low risk of bias (any truly random process, e.g. random number table; computer random number generator);
- high risk of bias (any non-random process, e.g. odd or even date of birth; hospital or clinic record number);

- unclear risk of bias.

(2) Allocation concealment (checking for possible selection bias)

We described for the included study the method used to conceal allocation to interventions prior to assignment and assessed whether intervention allocation could have been foreseen in advance of, or during recruitment, or changed after assignment.

We assessed the methods as:

- low risk of bias (e.g. telephone or central randomisation; consecutively numbered sealed opaque envelopes);
- high risk of bias (open random allocation; unsealed or non-opaque envelopes, alternation; date of birth);
- unclear risk of bias.

(3.1) Blinding of participants and personnel (checking for possible performance bias)

We described for the one included study the methods used, if any, to blind study participants and personnel from knowledge of which intervention a participant received. We considered in advance that studies would be at low risk of bias if they were blinded, or if we judged that the lack of blinding unlikely to affect results. We assessed blinding separately for different outcomes or classes of outcomes.

We assessed the methods as:

- low, high or unclear risk of bias for participants;
- low, high or unclear risk of bias for personnel.

(3.2) Blinding of outcome assessment (checking for possible detection bias)

We described for the included study the methods used, if any, to blind outcome assessors from knowledge of which intervention a participant received. We assessed blinding separately for different outcomes or classes of outcomes.

We assessed methods used to blind outcome assessment as:

- low, high or unclear risk of bias.

(4) Incomplete outcome data (checking for possible attrition bias due to the amount, nature and handling of incomplete outcome data)

We described for the included study, and for each outcome or class of outcomes, the completeness of data including attrition and exclusions from the analysis. We stated whether attrition and exclusions were reported and the numbers included in the analysis at each stage (compared with the total randomised participants), reasons for attrition or exclusion where reported, and whether missing data were balanced across groups or were related to outcomes. Where sufficient information was reported, or could be supplied by the trial authors, we planned to re-include missing data in the analyses which we undertook.

We assessed methods as:

- low risk of bias (e.g. no missing outcome data; missing outcome data balanced across groups);
- high risk of bias (e.g. numbers or reasons for missing data imbalanced across groups; 'as treated' analysis done with substantial departure of intervention received from that assigned at randomisation);
- unclear risk of bias.

(5) Selective reporting (checking for reporting bias)

We described for the included study how we investigated the possibility of selective outcome reporting bias and what we found.

We assessed the methods as:

- low risk of bias (where it is clear that all of the study's pre-specified outcomes and all expected outcomes of interest to the review have been reported);
- high risk of bias (where not all the study's pre-specified outcomes have been reported; one or more reported primary outcomes were not pre-specified; outcomes of interest are reported incompletely and so cannot be used; study fails to include results of a key outcome that would have been expected to have been reported);
- unclear risk of bias.

(6) Other bias (checking for bias due to problems not covered by (1) to (5) above)

We described for the one included study any important concerns we had about other possible sources of bias.

(7) Overall risk of bias

We made explicit judgements about whether the included study was at high risk of bias, according to the criteria given in the *Handbook* (Higgins 2011). With reference to (1) to (6) above, we planned to assess the likely magnitude and direction of the bias and whether we considered it is likely to impact on the findings. In future updates, if more studies are included, we will explore the impact of the level of bias through undertaking sensitivity analyses - see [Sensitivity analysis](#).

Assessment of the quality of the evidence using the GRADE approach

We assessed the quality of the evidence using the GRADE approach as outlined in the [GRADE handbook](#) in order to assess the quality of the body of evidence relating to the following outcomes for the main comparison between any antibiotic prophylaxis (any dosage regimen, any route of administration or at any time during delivery or puerperium) compared with either placebo or no treatment.

1. Fever (body temperature of 38 degrees celsius or higher) occurring on any two occasions in the first 10 days postpartum, exclusive of the first 24 hours
2. Infected episiotomy/perineal/vaginal laceration (oedematous, erythematous, wound edge with pain, serosanguineous or frankly purulent material or wound dehiscence)
3. Endometritis (fever and uterine tenderness or heavy bleeding)
4. Urinary tract infection (fever or dysuria and positive urine culture)
5. Serious infectious complications (such as bacteraemia, septic shock, septic thrombophlebitis, necrotising fasciitis or death attributed to infection)
6. Maternal adverse reactions such as allergic reactions, anaphylaxis, antibiotic-associated diarrhoea
7. Maternal length of stay

We used the [GRADEpro](#) Guideline Development Tool to import data from Review Manager 5.3 ([RevMan 2014](#)) in order to create a 'Summary of findings' table. A summary of the intervention effect and a measure of quality for each of the above outcomes was produced using the GRADE approach. The GRADE approach uses five considerations (study limitations, consistency of effect, imprecision, indirectness and publication bias) to assess the quality of the body of evidence for each outcome. The evidence can be downgraded from 'high quality' by one level for serious (or by two levels for very serious) limitations, depending on assessments for risk of bias, indirectness of evidence, serious inconsistency, imprecision of effect estimates or potential publication bias.

Measures of treatment effect

Dichotomous data

For dichotomous data, we presented results as summary risk ratio with 95% confidence intervals.

Continuous data

We planned to use the mean difference if outcomes were measured in the same way between trials. We planned to use the standardised mean difference to combine trials that measured the same outcome, but used different methods. As only one trial, was included, we used the mean difference.

Unit of analysis issues

Cluster-randomised trials

In future updates, if cluster-randomised trials are identified and included, we will adjust the sample errors using the methods described in the *Handbook* using an estimate of the intraclass correlation co-efficient (ICC) derived from the trial (if possible), from

a similar trial or from a study of a similar population. If we use ICCs from other sources, we will report this and conduct sensitivity analyses to investigate the effect of variation in the ICC. If we identify both cluster-randomised trials and individually-randomised trials, we plan to synthesise the relevant information. We will consider it reasonable to combine the results from both if there is little heterogeneity between the study designs and the interaction between the effect of intervention and the choice of randomisation unit is considered to be unlikely. We will also acknowledge heterogeneity in the randomisation unit and perform a sensitivity analysis to investigate the effects of the randomisation unit.

Cross-over trials

Not applicable.

Other unit of analysis issues

Not applicable.

Dealing with missing data

For included studies, we noted levels of attrition. In future updates, if more eligible studies are included, the impact of including studies with high levels of missing data in the overall assessment of treatment effect will be explored by using sensitivity analysis. For all outcomes, analyses were carried out, as far as possible, on an intention-to-treat basis, i.e. we attempted to include all participants randomised to each group in the analyses. The denominator for each outcome in the included study was the number randomised minus any participants whose outcomes were known to be missing.

Assessment of heterogeneity

There was only one included study and so it was not necessary to assess heterogeneity. In future updates, we will assess statistical heterogeneity in each meta-analysis using the Tau^2 , I^2 and Chi^2 statistics. We will regard heterogeneity as substantial if an I^2 is greater than 30% and either a Tau^2 is greater than zero, or there is a low P value (less than 0.10) in the Chi^2 test for heterogeneity. If we identify substantial heterogeneity (above 30%), we will explore it by pre-specified subgroup analysis.

Assessment of reporting biases

In future updates, if there are 10 or more studies in the meta-analysis we will investigate reporting biases (such as publication bias) using funnel plots. We will assess funnel plot asymmetry visually. If asymmetry is suggested by a visual assessment, we will perform exploratory analyses to investigate it.

Data synthesis

We carried out statistical analysis using the Review Manager software (RevMan 2014). Only one study was included. In future updates, if more trials become available for inclusion, we will use fixed-effect meta-analysis for combining data where it is reasonable to assume that studies are estimating the same underlying treatment effect: i.e. where trials are examining the same intervention, and the trials' populations and methods are judged sufficiently similar.

If there is clinical heterogeneity sufficient to expect that the underlying treatment effects differ between trials, or if substantial statistical heterogeneity is detected, we will use random-effects meta-analysis to produce an overall summary, if an average treatment effect across trials is considered clinically meaningful. The random-effects summary will be treated as the average range of possible treatment effects and we will discuss the clinical implications of treatment effects differing between trials. If the average treatment effect is not clinically meaningful, we will not combine trials. If we use random-effects analyses, the results will be presented as the average treatment effect with 95% confidence intervals, and the estimates of Tau^2 and I^2 .

Subgroup analysis and investigation of heterogeneity

Only one trial was included and so it was not necessary to carry out subgroup analysis. In future updates if more studies are included and we identify substantial heterogeneity, we plan to investigate it using subgroup analyses and we will consider whether an overall summary is meaningful, and if it is, we will use a random-effects analysis to produce it.

In future updates, we will carry out the following subgroup analyses for primary outcomes.

1. Vacuum or forceps deliveries
2. Different antibiotic regimens

We will assess subgroup differences by interaction tests available within RevMan (RevMan 2014). We will report the results of subgroup analyses quoting the Chi^2 statistic and P value, and the interaction test I^2 value.

Sensitivity analysis

We planned to carry out sensitivity analyses to explore the effect of trial quality assessed by concealment of allocation, high attrition rates, or both, with poor quality studies being excluded from the analyses in order to assess whether this makes any difference to the overall result. As only one study was included, we were unable to carry out the planned sensitivity analysis.

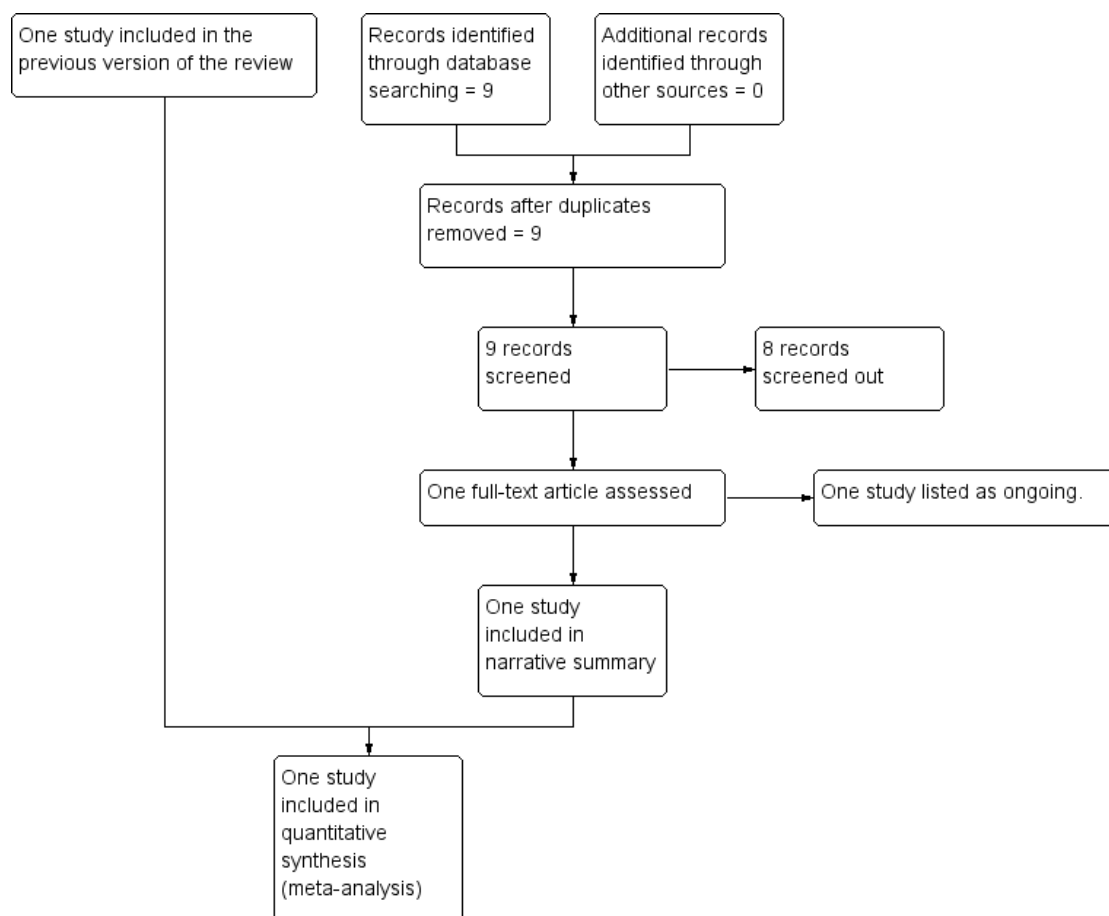
RESULTS

Description of studies

Results of the search

See: [Figure 1](#).

Figure 1. Study flow diagram.



The original search of the Cochrane Pregnancy and Childbirth Group's Trials Register retrieved three trial reports, one trial was included and one trial (two reports) was excluded. An updated search in July 2017 retrieved no further reports from the Pregnancy and Childbirth Group's Trials Register and nine reports from [ClinicalTrials.gov](#) and the WHO International Clinical Trials Registry Platform (ICTRP). Eight of these were screened out as not within the scope of the review and one study was added to [Ongoing studies](#).

One ongoing trial [ANODE 2015](#) met the inclusion criteria and was added to [Ongoing studies](#). This trial was started in September 2009 and includes healthy women aged over 16 years having an operative vaginal delivery. The comparison is between a single intravenous dose of co-amoxiclav (1 g amoxicillin/200 mg clavulanic acid in 20 mL water for injections for active drug) and placebo (20 mL 0.9% saline for placebo). The main outcome is confirmed or suspected maternal infection within six weeks of de-

livery. The trial is expected to finish in August 2017.

Included studies

For details of the one included trial, *see* the [Characteristics of included studies](#) table.

[Heitmann 1989](#) met the inclusion criteria. The trial was carried out between September 1986 and February 1989, involving 393 women undergoing either vacuum or forceps delivery. The comparison was between 2 g of cefotetan (n = 192) versus no treatment (n = 201). The randomisation procedure and outcome assessment were not described in the trial report. Nevertheless, there were no differences between the two groups regarding age, parity, fourth-degree laceration, length of first and second stage of labour, duration of ruptured membrane, number of documented vaginal examinations, total time in labour and delivery suite, type of monitoring used, type of anaesthesia or level of physician's expertise.

The main outcome was endomyometritis. The funding sources of were not described and no declarations of interest among the primary researchers were reported.

Excluded studies

One trial was excluded ([De Meeus 1991](#)). The trial was only available as an abstract and there was insufficient information in order to assess fully for eligibility. We have contacted the authors for further information. For further details of the excluded study, *see* the [Characteristics of excluded studies](#) table.

Risk of bias in included studies

Details of the one included trial are in the [Characteristics of included studies](#) table. Each risk of bias domain is summarised in [Figure 2](#) and [Figure 3](#).

Figure 2. 'Risk of bias' graph: review authors' judgements about each risk of bias item presented as percentages across all included studies.

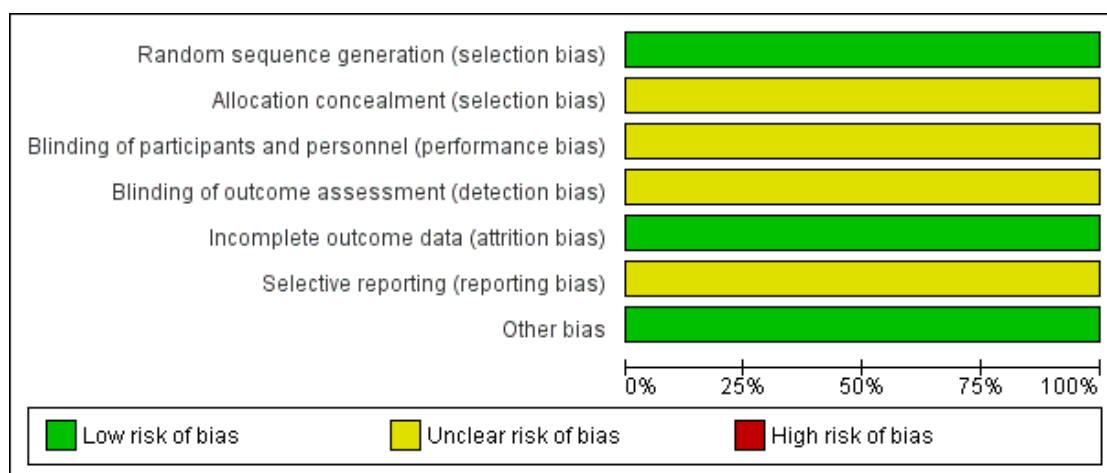



Figure 3. 'Risk of bias' summary: review authors' judgements about each risk of bias item for each included study.



Allocation

Heitmann 1989 used a randomisation table to generate allocation sequence, but did not report concealment of randomisation. There were more vacuum deliveries than forceps deliveries but they were equally balanced between the two groups (vacuum rate was 57% in the cefotetan group and 59% in the no treatment group).

Blinding

There were no details of the blinding of intervention to either women or clinicians as well as the outcome measurements. It could be assumed that it was not blinded because the comparison was no treatment. However, the main outcome was objectively measured so it was unlikely to have been influenced by lack of blinding.

Incomplete outcome data

The number of samples given at intervention was the same as those at outcome measure; however, the intention-to-treat analysis was not clearly described.

Selective reporting

The study protocol was not available; therefore, there was insufficient information to permit judgement. There was no attempt to analyse the subgroups according to the type of delivery.

Other potential sources of bias

The study appeared to be free of other sources of bias.

Effects of interventions

See: [Summary of findings for the main comparison Any antibiotics versus placebo or no treatment for operative vaginal delivery](#)

One trial was included in the review comparing cefotetan given after cord clamping with no treatment group (Heitmann 1989). This trial recruited 393 women and reported only two out of the nine outcomes specified in this review (endometritis for primary outcome and maternal length of stay for secondary outcome).

There were no cases of endomyometritis in the cefotetan group compared with seven women (4%) in the no treatment group. The risk reduction was 93% (risk ratio (RR) 0.07; 95% confidence interval (CI) 0.00 to 1.21; low-quality evidence) (Analysis 1.1). There was no difference in the length of hospital stay between the two groups in days (mean difference (MD) 0.09; 95% CI -0.23 to 0.41; low-quality evidence) (Analysis 1.2). Both outcomes were assessed as being of low quality according to GRADE. The reasons for downgrading the quality of the evidence were because of a wide confidence interval crossing the line of no effect, few events and small sample size.

DISCUSSION

Summary of main results

One trial, involving 393 women undergoing either vacuum or forceps deliveries, was included. The trial compared the antibiotic intravenous cefotetan after cord clamping compared with no treatment. This trial reported only two out of the nine outcomes specified in this review. Seven women in the group given no antibiotics had endomyometritis and none in prophylactic antibiotic group, the risk reduction was 93%. There was no difference in the length of hospital stay between the two groups.

Overall completeness and applicability of evidence

Only one small study reporting on only two outcomes with few events was identified for inclusion in this review included. This is a major limitation of this review. The results of this systematic review should therefore be interpreted with caution.

Quality of the evidence

Overall, the included study was at low risk of bias except for allocation concealment, blinding and selective reporting, the details

for which were unclear. We could not assess fever, infected episiotomy/perineal/vaginal laceration, urinary tract infection, serious infectious complications and maternal adverse reactions because these outcomes were not reported in the trial. Therefore, we assessed endometritis and maternal length of stay in hospital. The quality of the evidence using GRADE was low for endometritis, and maternal length of stay in hospital. The reasons for downgrading the quality of the evidence were because of a wide confidence interval crossing the line of no effect, few events and small sample size.

Potential biases in the review process

We conducted an extensive search, but it remains possible that studies may have been missed. If we identify any such studies in future searches, we will assess them for potential inclusion in this review.

As the quality of the included trial is unclear, the potential for bias is present. Another significant source of potential bias is missing outcome data. Therefore study results should be interpreted with caution.

Agreements and disagreements with other studies or reviews

There are no other systematic reviews on antibiotic prophylaxis for operative vaginal delivery published. No additional randomised controlled trials on this issue have been conducted. Although there was no evidence to support the use of antibiotic prophylaxis in operative vaginal delivery, it is widely used in clinical practice (Liabsuetrakul 2014a).

AUTHORS' CONCLUSIONS

Implications for practice

One small trial was identified reporting only two outcomes. Evidence from this single trial suggests that antibiotic prophylaxis may lead to little or no difference in endometritis or maternal length of stay. There were no data on any other outcomes to evaluate the impact of antibiotic prophylaxis after operative vaginal delivery.

Implications for research

Future research on antibiotic prophylaxis for operative vaginal delivery is needed to clarify whether this intervention is effective in reducing postpartum morbidity, particularly because it is widely used in current practice. Biases should be reduced by appropriate methods of allocation concealment, blinded interventions, clearly defined outcomes and consistent outcome measures. The drug

regimens for future trials should be based on the principle of antibiotic prophylaxis for caesarean section with a single dose of intravenous ampicillin or first-generation cephalosporins after cord clamping.

ACKNOWLEDGEMENTS

We thank Zarko Alfirevic, Eduardo Bergel, Mario Festin, Simon Gates and the Cochrane Pregnancy and Childbirth Group Consumer Panel for their helpful comments on the protocol and the first published version of this review. We also thank Lynn Hampson for the translation (De Meeus 1991) and Erika Ota for preparing the 'Summary of findings' table.

Erika Ota's work was financially supported by the UNDP/UNFPA/UNICEF/WHO/World Bank Special Programme of Research, Development and Research Training in Human Reproduction (HRP), Department of Reproductive Health and Research (RHR), World Health Organization. The named authors are responsible for the views expressed in this publication (2014 update).

This project was supported by the National Institute for Health Research, via Cochrane Infrastructure funding to Cochrane Pregnancy and Childbirth. The views and opinions expressed therein are those of the authors and do not necessarily reflect those of the Systematic Reviews Programme, NIHR, NHS or the Department of Health.

REFERENCES

References to studies included in this review

Heitmann 1989 *{published data only}*

Heitmann JA, Benrubi GI. Efficacy of prophylactic antibiotics for the prevention of endomyometritis after forceps delivery. *Southern Medical Journal* 1989;**82**:960–2.

References to studies excluded from this review

De Meeus 1991 *{published data only}*

* De Meeus JB, Kibler MP, Deshayes M, Toullat G, Magnin G. Antibiotic prophylaxis and at risk vaginal deliveries: randomised study of 200 deliveries [Antibioprofylaxie et accouchements a risque par voie basse: etude randomisee de 200 accouchements]. *Journal de Gynecologie, Obstetrique et Biologie de la Reproduction* 1991;**20**:599.
De Meeus JB, Kibler MP, Deshayes M, Toullat G, Magnin G. Randomized study of 200 vaginal deliveries at risk of infection: relevance of antibiotic prophylaxis [Etude randomisee de 200 accouchements par voie basse a risque infectieux: interet de l'antibioprofylaxie]. *Journal de Gynecologie, Obstetrique et Biologie de la Reproduction* 1991;**20**:454.

References to ongoing studies

ANODE 2015 *{published data only}*

ISRCTN11166984. ANODE: Prophylactic antibiotics for the prevention of infection following operative delivery. isrctn.com/ISRCTN11166984 (date received 23 September 2015).

Additional references

ACOG 2001

ACOG Committee. Operative vaginal delivery. *International Journal of Gynecology & Obstetrics* 2001;**74**: 69–76.

Acosta 2014

Acosta CD, Kurinczuk JJ, Lucas DN, Tuffnell DJ, Sellers S, Knight M, for the United Kingdom Obstetric Surveillance System. Severe maternal sepsis in the UK, 2011-2012: a national case-control study. *PLOS Medicine* 2014;**11**(7): e1001672.

Angioli 2000

Angioli R, Gomes-Marin O, Cantuaria G, O'Sullivan MJ. Severe perineal lacerations during vaginal delivery: the university of Miami experience. *American Journal of Obstetrics and Gynecology* 2000;**182**:1083–5.

Boucoiran 2010

Boucoiran I, Valerio L, Bafghi A, Delotte J, Bongain A. Spatula-assisted deliveries: a large cohort of 1065 cases. *European Journal of Obstetrics, Gynecology, and Reproductive Biology* 2010;**151**(1):46–51.

Buppasiri 2014

Buppasiri P, Lumbiganon P, Thinkhamrop J, Thinkhamrop B. Antibiotic prophylaxis for third- and fourth-degree perineal tear during vaginal birth. *Cochrane Database of Systematic Reviews* 2014, Issue 10. [DOI: 10.1002/14651858.CD005125.pub4]

Cammu 2011

Cammu H, Martens G, Keirse MJ. Mothers' level of education and childbirth interventions: a population-based study in Flanders, Northern Belgium. *Birth* 2011;**38**(3): 191–9.

Chaim 2000

Chaim W, Bashiri A, Bar-David J, Shoham-Vardi I, Mazor M. Prevalence and clinical significance of postpartum endometritis and wound infection. *Infectious Diseases in Obstetrics and Gynecology* 2000;**8**:77–82.

Chang 1992

Chang PL, Newton ER. Predictors of antibiotic prophylactic failure in post-cesarean endometritis. *Obstetrics & Gynecology* 1992;**80**(1):117–22.

Crisuolo 1990

Crisuolo JL, Kibler MP, Micholet S, Magnin G, Ducroz B, Toullat G, et al. The value of antibiotic prophylaxis during intrauterine procedures during vaginal delivery. A comparative study of 500 patients. *Journal de Gynecologie, Obstetrique et Biologie de la Reproduction* 1990;**19**:909–18.

Dancer 2004

Dancer SJ. How antibiotics can make us sick: the less obvious adverse effects of antimicrobial chemotherapy. *Lancet Infectious Diseases* 2004;**6**:611–9.

Dare 1998

Dare FO, Bako AU, Ezechi OC. Puerperal sepsis: a preventable post-partum complication. *Tropical Doctor* 1998;**28**:92–5.

Duggal 2008

Duggal N, Mercado C, Daniels K, Bujor A, Caughey AB, El-Sayed YY. Antibiotic prophylaxis for prevention of postpartum perineal wound complications: a randomized controlled trial. *Obstetrics and Gynecology* 2008;**111**(6):1268–73.

Eschenbach 1986

Eschenbach DA, Rosene K, Tompkins LS, Watkins H, Gravett MG. Endometrial cultures obtained by a triple-lumen method from afebrile and febrile postpartum women. *Journal of Infectious Diseases* 1986;**153**:1038–45.

Fernandez 1993

Fernandez H, Gagnepain A, Bourget P, Peray P, Frydman R, Papiernik E, et al. Antibiotic prophylaxis against postpartum endometritis after vaginal delivery: a prospective randomized comparison between Amox-CA (Augmentin) and abstinence. *European Journal of Obstetrics & Gynecology and Reproductive Biology* 1993;**50**:169–75.

Goldberg 2003

Goldberg J, Hyslop T, Tolosa JE, Sultana C. Racial differences in severe perineal lacerations after vaginal delivery. *American Journal of Obstetrics and Gynecology* 2003;**188**(4):1063–7.

Hagadorn-Freathy 1991

Hagadorn-Freathy AS, Yeomen ER, Hankins GV. Validation of the 1988 ACOG forceps classification system. *Obstetrics & Gynecology* 1991;**77**:356–60.

Hanley 2010

Hanley GE, Janssen PA, Greyson D. Regional variation in the cesarean delivery and assisted vaginal delivery rates. *Obstetrics and Gynecology* 2010;**115**(6):1201–8.

Hehir 2013

Hehir MP, Reidy FR, Wilkinson MN, Mahony R. Increasing rates of operative vaginal delivery across two decades: accompanying outcomes and instrument preferences. *European Journal of Obstetrics, Gynecology, and Reproductive Biology* 2013;**171**(1):40–3.

Higgins 2011

Higgins JPT, Green S, editors. Cochrane Handbook for Systematic Reviews of Interventions Version 5.1.0 [updated March 2011]. The Cochrane Collaboration, 2011. Available from www.cochrane-handbook.org.

Janisch 1979

Janisch H, Philipp K, Riss P. The effect of antibiotic prophylaxis in vaginal obstetric procedures. *Wiener Klinische Wochenschrift* 1979;**91**:227–30.

Janni 2002

Janni W, Schiessl B, Peschers U, Huber S, Strobl B, Hantschmann P, et al. The prognostic impact of a prolonged second stage of labor on maternal and fetal outcome. *Scandinavian Association of Obstetricians and Gynaecologists* 2002;**81**(3):214–21.

Johnson 2004

Johnson JH, Figueroa R, Garry D, Elimian A, Maulik D. Immediate maternal and neonatal effects of forceps and vacuum-assisted deliveries. *Obstetrics and Gynecology* 2004;**103**(3):513–8.

Kabiru 2001

Kabiru WN, Jamieson D, Graves W, Lindsay M. Trends in operative vaginal delivery rates and associated maternal complication rates in an inner-city hospital. *American Journal of Obstetrics and Gynecology* 2001;**184**:1112–4.

Kok 2000

Kok M, Pechère J. Nature and pathogenicity of microorganisms. In: Armstrong D, Cohen J editor(s). *Infectious Diseases*. London: Mosby, 2000:1–26.

Lawani 2014

Lawani LO, Anozie OB, Ezeonu PO, Iyoke CA. Comparison of outcomes between operative vaginal deliveries and spontaneous vaginal deliveries in southeast Nigeria. *International Journal of Gynecology & Obstetrics* 2014;**125**(3):206–9.

Liabsuetrakul 2014a

Liabsuetrakul T, Lumbiganon P, Mori R, Gülmezoglu M, Souza JP, for the WHO Global Survey on Maternal and Perinatal Health. A secondary analysis of the WHO Global Survey on Maternal and Perinatal Health for antibiotics used in vaginal deliveries. *International Journal of Gynecology & Obstetrics* 2014;**124**(3):240–3.

Liu 2005

Liu S, Heaman M, Joseph KS, Liston RM, Huang L, Sauve R, et al. Maternal Health Study Group of the Canadian Perinatal Surveillance System. Risk of maternal postpartum readmission associated with mode of delivery. *Obstetrics and Gynecology* 2005;**105**(4):836–42.

Lumbiganon 2010

Lumbiganon P, Laopaiboon M, Gülmezoglu M, Souza JP, Taneepanichkul S, Ruyan P, et al. Method of delivery and pregnancy outcomes in Asia: the WHO global survey on maternal and perinatal health 2007–08. *Lancet* 2010;**375**:490–9.

Mola 2011

Mola GD, Kuk J. Operative vaginal delivery at Port Moresby General Hospital from 1977 to 2010. *Papua and New Guinea Medical Journal* 2011;**54**(3-4):174-84.

Ngoc 2005

Ngoc NT, Sloan NL, Thach TS, Liem LK, Winikoff B. Incidence of postpartum infection after vaginal delivery in Viet Nam. *Journal of Health, Population and Nutrition* 2005;**23**:121-30.

Nkwabong 2011

Nkwabong E, Nana PN, Mbu R, Takang W, Ekono MR, Kouam L. Indications and maternofetal outcome of instrumental deliveries at the university teaching hospital of Yaoundé, Cameroon. *Tropical Doctor* 2011;**41**:5-7.

Panigrahy 2008

Panigrahy R, Welsh J, MacKenzie F, Owen P, for the Perinatal Effectiveness Committee in Glasgow (PEC). A complete audit cycle of management of third/fourth degree perineal tears. *Journal of Obstetrics and Gynaecology* 2008;**28**:305-9.

Pranchev 1993

Pranchev N, Istatkov M, Mekhandzhieva V. The current clinical approach in puerperal endometritis. *Akusherstvo i Ginekologija (Sofia)* 1993;**32**:12-4.

Prapas 2009

Prapas N, Kalogiannidis I, Masoura S, Diamanti E, Makedos A, Drossou D, et al. Operative vaginal delivery in singleton term pregnancies: short-term maternal and neonatal outcomes. *Hippokratia* 2009;**13**(1):41-5.

Rechlin 1988

Rechlin VD, Wolf M, Koeniger W. Value of the preventive use of antibiotics following vaginal obstetric operations. *Zentralblatt fur Gynakologie* 1988;**110**:570-4.

RevMan 2014 [Computer program]

The Nordic Cochrane Centre, The Cochrane Collaboration. Review Manager (RevMan). Version 5.3. Copenhagen: The Nordic Cochrane Centre, The Cochrane Collaboration, 2014.

Smail 2014

Smail FM, Grivell RM. Antibiotic prophylaxis versus no prophylaxis for preventing infection after cesarean section. *Cochrane Database of Systematic Reviews* 2014, Issue 10. [DOI: 10.1002/14651858.CD007482.pub3]

Stray-Pedersen 1988

Stray-Pedersen B, Solberg VM, Torkildsen E, Lie S, Velken M, Aaserud J, et al. Postpartum bacteriuria: a multicenter evaluation of different screening procedures and a controlled short-course treatment trial with amoxycillin. *European Journal of Obstetrics & Gynecology and Reproductive Biology* 1988;**31**:163-71.

Towers 1998

Towers CV, Carr MH, Padilla G, Asrat T. Potential consequences of widespread antepartum use of ampicillin. *American Journal of Obstetrics and Gynecology* 1998;**179**: 879-83.

Walsh 2013

Walsh CA, Robson M, McAuliffe FM. Mode of delivery at term and adverse neonatal outcomes. *Obstetrics and Gynecology* 2013;**121**(1):122-8.

Weinstein 1996

Weinstein JW, Roe M, Towns M, Sanders L, Thorpe JJ, Corey R, et al. Resistant enterococci: a prospective study of prevalence, incidence, and factors associated with colonization in a university hospital. *Infection Control and Hospital Epidemiology* 1996;**17**:36-41.

Williams 1991

Williams MC, Knuppel RA, Wiss A, Kanarak KS. A randomized comparison of assisted vaginal delivery by obstetric forceps and polyethylene vacuum cup. *Obstetrics & Gynecology* 1991;**78**:789-94.

References to other published versions of this review**Liabsuetrakul 2003**

Liabsuetrakul T, Choobun T, Peeyanjarassri K, Islam M. Antibiotic prophylaxis for operative vaginal delivery. *Cochrane Database of Systematic Reviews* 2003, Issue 4. [DOI: 10.1002/14651858.CD004455]

Liabsuetrakul 2004

Liabsuetrakul T, Choobun T, Peeyanjarassri K, Islam QM. Antibiotic prophylaxis for operative vaginal delivery. *Cochrane Database of Systematic Reviews* 2004, Issue 3. [DOI: 10.1002/14651858.CD004455.pub2]

Liabsuetrakul 2014b

Liabsuetrakul T, Choobun T, Peeyanjarassri K, Islam QM. Antibiotic prophylaxis for operative vaginal delivery. *Cochrane Database of Systematic Reviews* 2014, Issue 10. [DOI: 10.1002/14651858.CD004455.pub3]

* Indicates the major publication for the study

CHARACTERISTICS OF STUDIES

Characteristics of included studies [ordered by study ID]

Heitmann 1989

Methods	Selected by randomisation table to receive treatment or no treatment; not blinded or placebo-controlled
Participants	393 women undergoing instrumental deliveries (either vacuum or forceps deliveries). Women were excluded if they had evidence of chorioamnionitis, or other infections, or if they were allergic to penicillin or cephalosporins. Setting: University Hospital of Jacksonville, USA; September 1986 to February 1988
Interventions	2 g of cefotetan intravenously after cord clamping (n = 192) or no treatment (n = 201)
Outcomes	Endomyometritis (at least 1 rise in oral temperature greater than 38.1 degrees Celsius after the first 24 hours of delivery and uterine tenderness or foul-smelling lochia with no clinical or laboratory evidence confirming another source of the fever)
Notes	Dates study conducted: the trial was carried out between September 1986 and February 1989 Funding sources for the study: the funding sources of an included study could not be identified Declarations of interest among primary researchers: not reported

Risk of bias

Bias	Authors' judgement	Support for judgement
Random sequence generation (selection bias)	Low risk	A randomisation table was used for random sequence generation
Allocation concealment (selection bias)	Unclear risk	Allocation concealment could not be interpreted.
Blinding of participants and personnel (performance bias) All outcomes	Unclear risk	Information not clearly mentioned.
Blinding of outcome assessment (detection bias) All outcomes	Unclear risk	Who measured the outcome was not mentioned.
Incomplete outcome data (attrition bias) All outcomes	Low risk	Same number of samples at intervention given and outcome measure
Selective reporting (reporting bias)	Unclear risk	The study protocol was not available, so there was insufficient information to per-

Heitmann 1989 (Continued)

		mit judgement
Other bias	Low risk	Study appeared to be free of other sources of bias.

Characteristics of excluded studies [ordered by study ID]

Study	Reason for exclusion
De Meeus 1991	Abstract only (translated). This randomised study included 200 women including, not only instrumental delivery but also women undergoing manual removal of placenta or uterine exploration, or both, premature rupture of the membranes of more than 6 hours and a labour of more than 8 hours. No details of the interventions were given for either the treatment or the control groups. The study outcomes of postpartum fever in both comparison groups were given but they were not described for subgroups; therefore, there were no data suitable for extraction. We could not find a published article. We have tried to contact the author but without success to date

Characteristics of ongoing studies [ordered by study ID][ANODE 2015](#)

Trial name or title	ANODE: Prophylactic antibiotics for the prevention of infection following operative delivery
Methods	Participants are randomly allocated into two groups.
Participants	Healthy women aged 16 years and over who have had an operative vaginal delivery
Interventions	Co-amoxiclav versus placebo, A single intravenous dose (1 g amoxicillin/200 mg clavulanic acid in 20 mL water for injections for active drug, 20 mL 0.9% saline for placebo)
Outcomes	Confirmed or suspected maternal infection within 6 weeks of delivery
Starting date	September 2009.
Contact information	Mrs Shan Gray. NPEU Clinical Trials Unit, Oxford (UK)
Notes	Expected to finish in August 2017. EudraCT number: 2015-000872-89.

DATA AND ANALYSES

Comparison 1. Any antibiotics versus placebo or no treatment

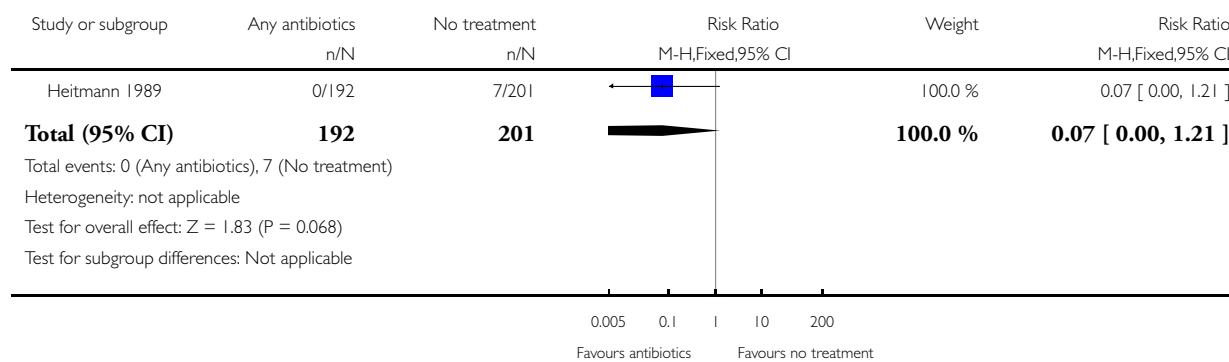
Outcome or subgroup title	No. of studies	No. of participants	Statistical method	Effect size
1 Endometritis	1	393	Risk Ratio (M-H, Fixed, 95% CI)	0.07 [0.00, 1.21]
2 Maternal length of stay	1	393	Mean Difference (IV, Fixed, 95% CI)	0.09 [-0.23, 0.41]

Analysis 1.1. Comparison 1 Any antibiotics versus placebo or no treatment, Outcome 1 Endometritis.

Review: Antibiotic prophylaxis for operative vaginal delivery

Comparison: 1 Any antibiotics versus placebo or no treatment

Outcome: 1 Endometritis

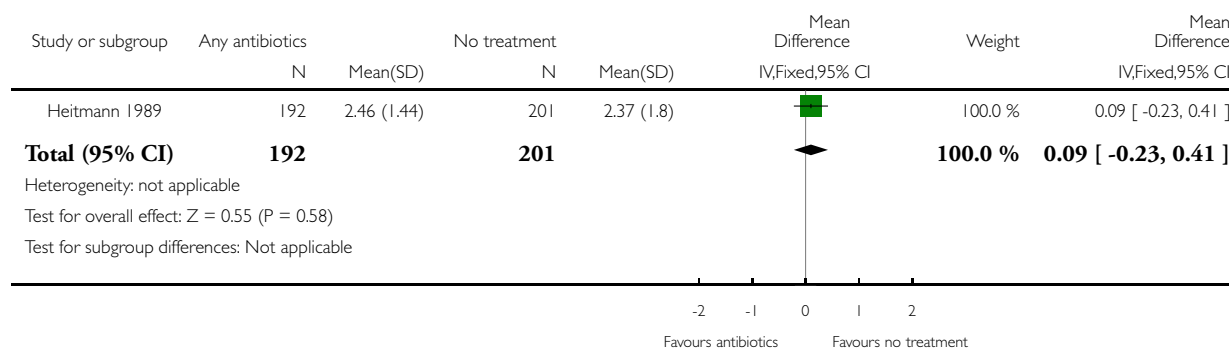


Analysis 1.2. Comparison 1 Any antibiotics versus placebo or no treatment, Outcome 2 Maternal length of stay.

Review: Antibiotic prophylaxis for operative vaginal delivery

Comparison: 1 Any antibiotics versus placebo or no treatment

Outcome: 2 Maternal length of stay



APPENDICES

Appendix I. Search terms for ClinicalTrials.gov and ICTRP

Searched 12 July 2017

(vacuum OR forceps OR ventouse) AND antibiotics AND (labour OR labor OR birth OR delivery)
 (Search was broken down into separate lines).

WHAT'S NEW

Last assessed as up-to-date: 12 July 2017.

Date	Event	Description
12 July 2017	New citation required but conclusions have not changed	Conclusions remain unchanged.
12 July 2017	New search has been performed	Search updated and one new ongoing study identified (ANODE 2015).

HISTORY

Protocol first published: Issue 4, 2003

Review first published: Issue 3, 2004

Date	Event	Description
31 August 2014	New citation required but conclusions have not changed	Review updated. No new trials identified so conclusions remain unchanged
31 August 2014	New search has been performed	Search updated, no further trials identified. Methods updated. Please note that blinding has now been divided into two assessments: 1. Blinding of participants and personnel (performance bias); and 2. Blinding of outcome assessors (detection bias). Tables have been updated. A 'Summary of findings' table has been incorporated for this update
12 October 2012	Amended	The Acknowledgements section has been edited.
18 July 2012	New citation required but conclusions have not changed	No new trials identified.
18 July 2012	New search has been performed	New search for trials conducted and Background updated.
31 August 2008	New search has been performed	Search updated. No new studies identified.
3 April 2008	Amended	Converted to new review format.
30 June 2007	New search has been performed	Search updated. No new trials identified.
31 August 2005	New search has been performed	Search updated. No new trials identified.
3 April 2004	Amended	Substantive amendment.

CONTRIBUTIONS OF AUTHORS

Tippawan Liabsuetrakul (TL) gathered background information and wrote the first and final draft of the protocol. TL assessed trial eligibility and methodological quality, extracted data, wrote the first draft of the review and co-ordinated the comments from the other review authors. For the 2008 update, TL reviewed the draft and final version of the updated review. For the 2012, 2014 and the current 2017 update, TL reviewed and updated the text.

Thanapan Choobun (TC) gathered background information and commented on the draft protocol. TC assessed trial eligibility and methodological quality, extracted data and commented on the draft review. For the 2008 update, TC approved the final version of the updated review. For the 2012, 2014 and the current 2017 update, TC approved the version for publication.

Krantarat Peeyanjarassri (KP) gathered background information and commented on the draft protocol. KP commented on the draft review. For the 2008 update, KP approved the final version of the updated review. For the 2012, 2014 and the current 2017 update, KP approved the version for publication.

Monir Islam (MI) supervised the development of the protocol and review. MI commented on the draft protocol and review. For the 2008 update, MI approved the final version of the updated review. For the 2012, 2014 and the current 2017 update, MI approved the version for publication.

DECLARATIONS OF INTEREST

Tippawan Liabsuetrakul: none known.

Thanapan Choobun: none known.

Krantarat Peeyanjarassri: none known.

Q Monir Islam: none known.

SOURCES OF SUPPORT

Internal sources

- Faculty of Medicine, Prince of Songkla University, Thailand.

External sources

- Thailand Research Fund (Distinguished Research Professor Award), Thailand.
- UNDP-UNFPA-UNICEF-WHO-World Bank Special Programme of Research, Development and Research Training in Human Reproduction (HRP), Department of Reproductive Health and Research (RHR), World Health Organization, Switzerland.

DIFFERENCES BETWEEN PROTOCOL AND REVIEW

Methods updated to current standard PCG methods (2017).

We added in an additional search of ClinicalTrials.gov and the WHO International Clinical Trials Registry Platform (ICTRP).

INDEX TERMS

Medical Subject Headings (MeSH)

*Antibiotic Prophylaxis; Endometritis [prevention & control]; Extraction, Obstetrical [*adverse effects]; Obstetrical Forceps; Puerperal Infection [*prevention & control]; Randomized Controlled Trials as Topic; Vacuum Extraction, Obstetrical [adverse effects]; Vaginal Diseases [*prevention & control]

MeSH check words

Female; Humans; Pregnancy